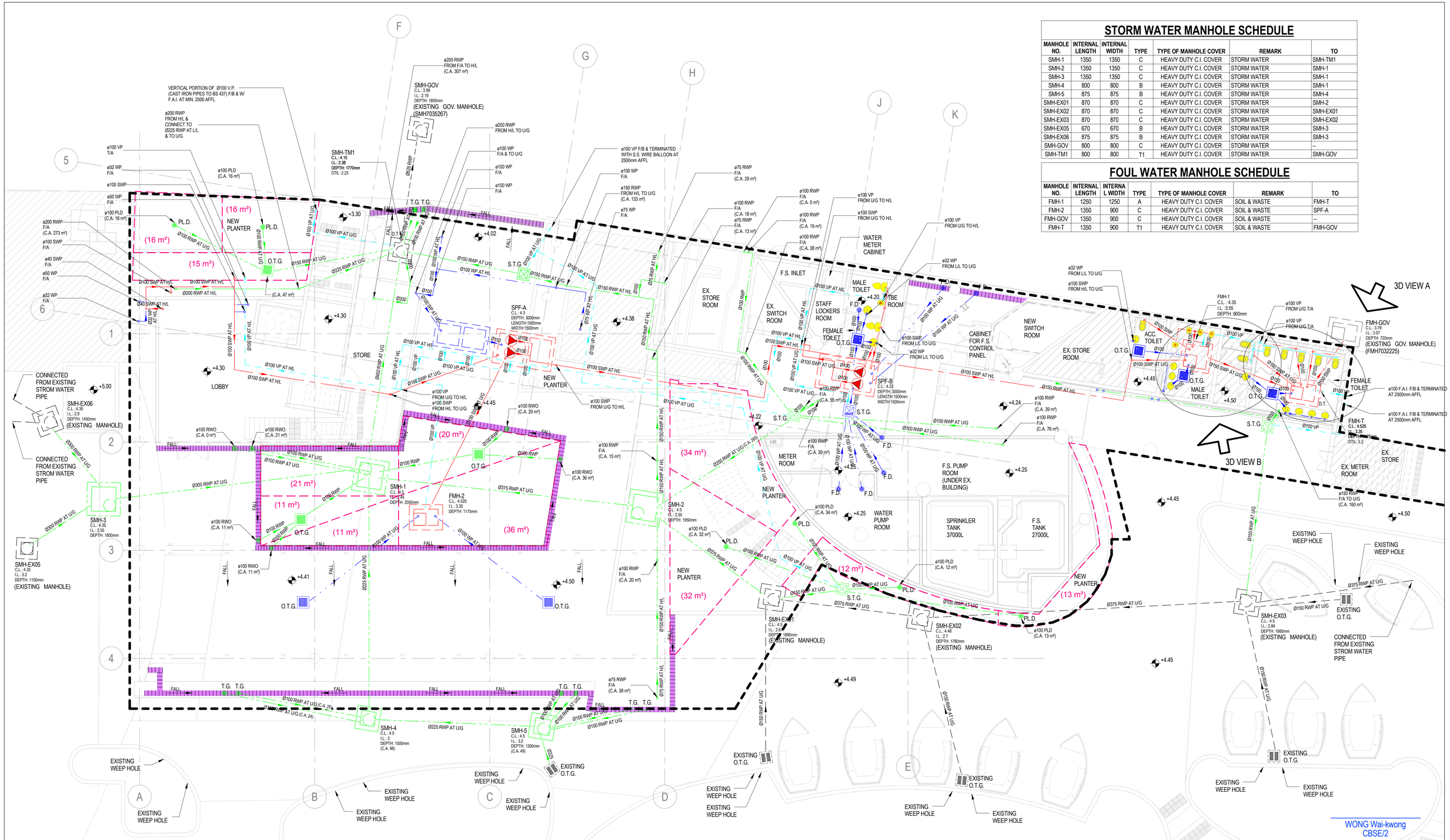

STORM WATER MANHOLE SCHEDULE

MANHOLE NO.	INTERNAL LENGTH	INTERNAL WIDTH	TYPE	TYPE OF MANHOLE COVER	REMARK	TO
SMH-1	1350	1350	C	HEAVY DUTY C.I. COVER	STORM WATER	SMH-TM1
SMH-2	1350	1350	C	HEAVY DUTY C.I. COVER	STORM WATER	SMH-1
SMH-3	1350	1350	C	HEAVY DUTY C.I. COVER	STORM WATER	SMH-1
SMH-4	800	800	B	HEAVY DUTY C.I. COVER	STORM WATER	SMH-1
SMH-5	875	875	B	HEAVY DUTY C.I. COVER	STORM WATER	SMH-4
SMH-EX01	870	870	C	HEAVY DUTY C.I. COVER	STORM WATER	SMH-2
SMH-EX02	870	870	C	HEAVY DUTY C.I. COVER	STORM WATER	SMH-EX01
SMH-EX03	870	870	C	HEAVY DUTY C.I. COVER	STORM WATER	SMH-EX02
SMH-EX05	670	670	B	HEAVY DUTY C.I. COVER	STORM WATER	SMH-3
SMH-EX06	875	875	B	HEAVY DUTY C.I. COVER	STORM WATER	SMH-3
SMH-GOV	800	800	C	HEAVY DUTY C.I. COVER	STORM WATER	--
SMH-TM1	800	800	T1	HEAVY DUTY C.I. COVER	STORM WATER	SMH-GOV

FOUL WATER MANHOLE SCHEDULE

MANHOLE NO.	INTERNAL LENGTH	INTERNAL WIDTH	TYPE	TYPE OF MANHOLE COVER	REMARK	TO
FMH-1	1250	1250	A	HEAVY DUTY C.I. COVER	SOIL & WASTE	FMH-T
FMH-2	1350	900	C	HEAVY DUTY C.I. COVER	SOIL & WASTE	SPF-A
FMH-GOV	1350	900	C	HEAVY DUTY C.I. COVER	SOIL & WASTE	--
FMH-T	1350	900	T1	HEAVY DUTY C.I. COVER	SOIL & WASTE	FMH-GOV

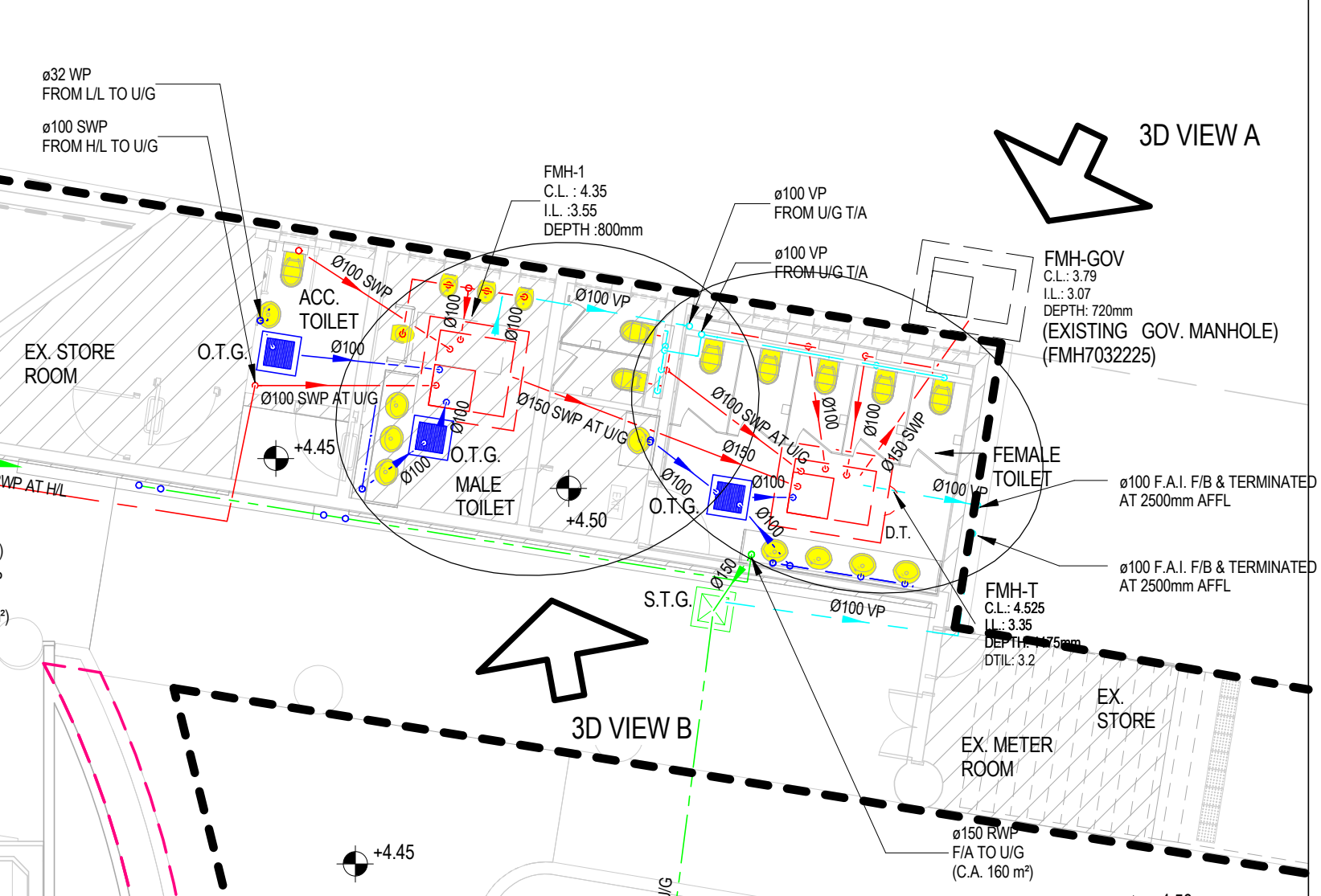
ø32 WP
FROM L/L TO U/G
ø100 SWP
FROM H/L TO U/G
3D VIEW A
FMH-1
C.L. : 4.35
I.L. :3.55
DEPTH :800mm
ø100 VP
FROM U/G T/A
ø100 VP
FROM U/G T/A
FMH-GOV
C.L.: 3.79
I.L.: 3.07
DEPTH: 720mm
(EXISTING GOV. MANHOLE)
(FMH7032225)
ACC.
TOILET
EX. STORE
ROOM
O.T.G.
Ø100 SWP
Ø100 VP
Ø100
Ø100 SWP AT U/G
Ø150 SWP AT U/G
Ø100 SWP AT U/G
Ø150 SWP
+4.45
O.T.G.
MALE
TOILET
+4.50
O.T.G.
Ø150
FEMALE
TOILET
ø100 F.A.I. F/B & TERMINATED
AT 2500mm AFFL
ø100 F.A.I. F/B & TERMINATED
AT 2500mm AFFL
D.T.
S.T.G.
Ø150
FMH-T
C.L.: 4.525
I.L.: 3.35
DEPTH: 1175mm
DTIL: 3.2
3D VIEW B
EX.
STORE
EX. METER
ROOM
ø150 RWP
F/A TO U/G
(C.A. 160 m²)
+4.45

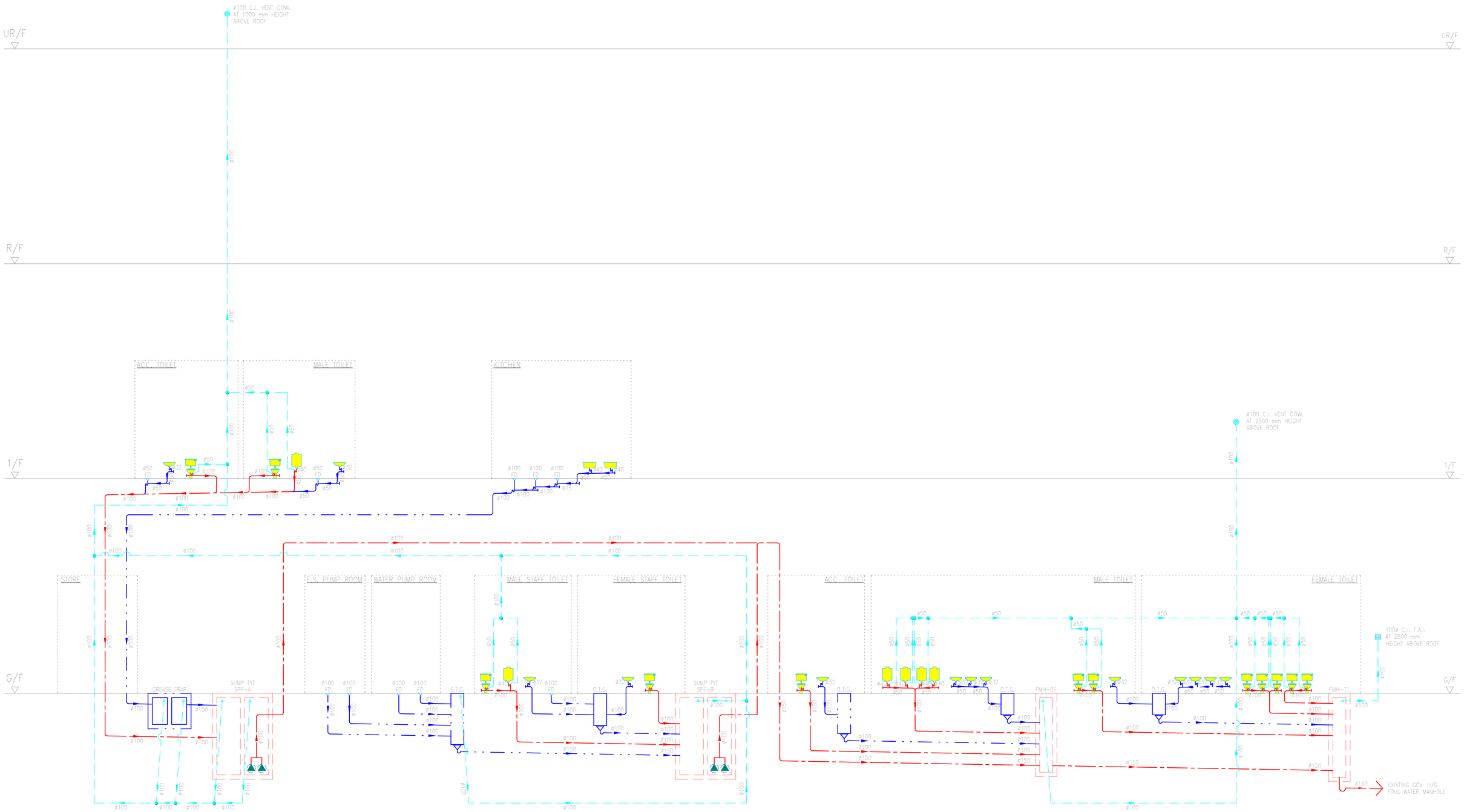

SCHEMATIC DIAGRAM OF FOUL WATER DRAINAGE SYSTEM

Section: 2B

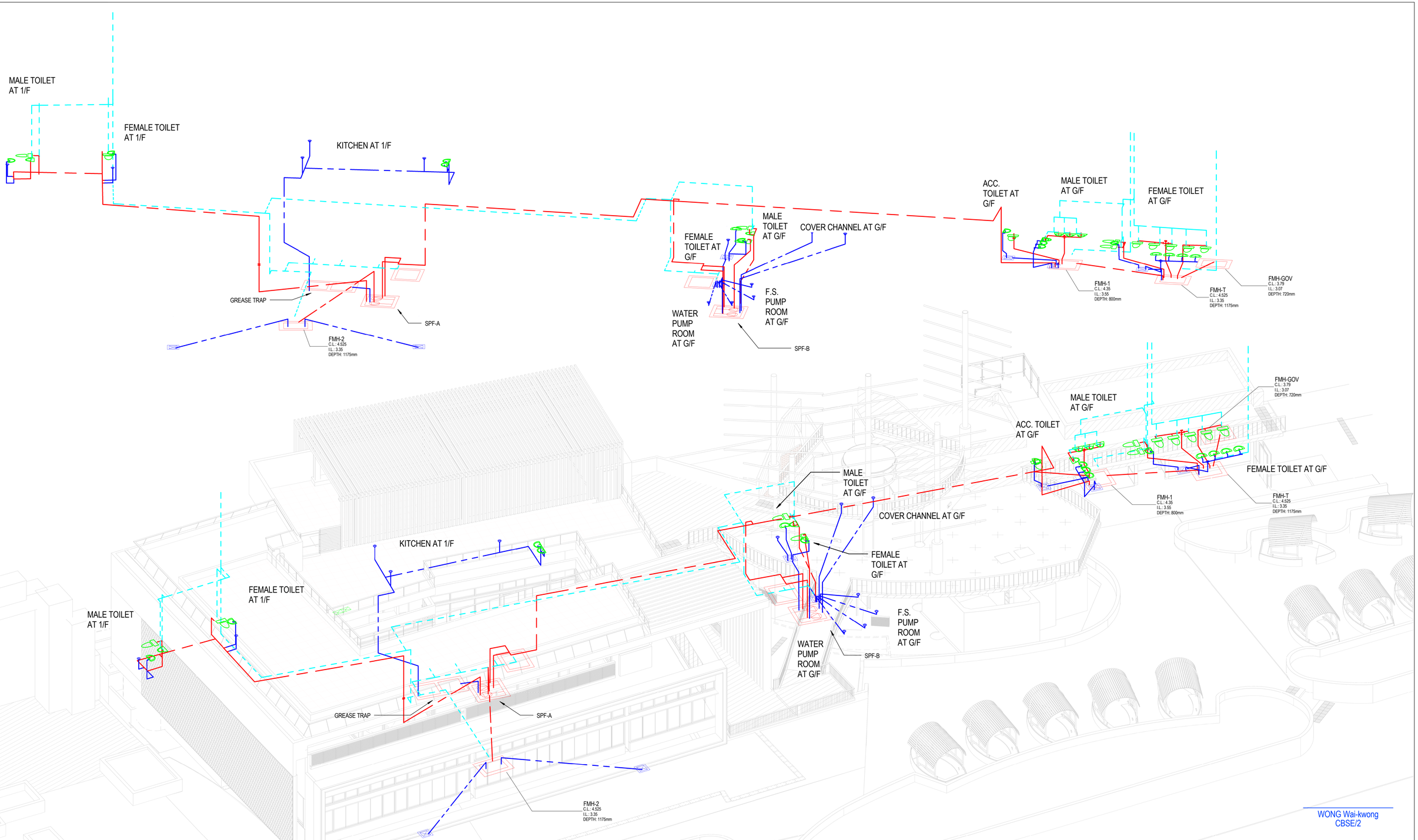

WONG Wai-kwong
CBSE/2

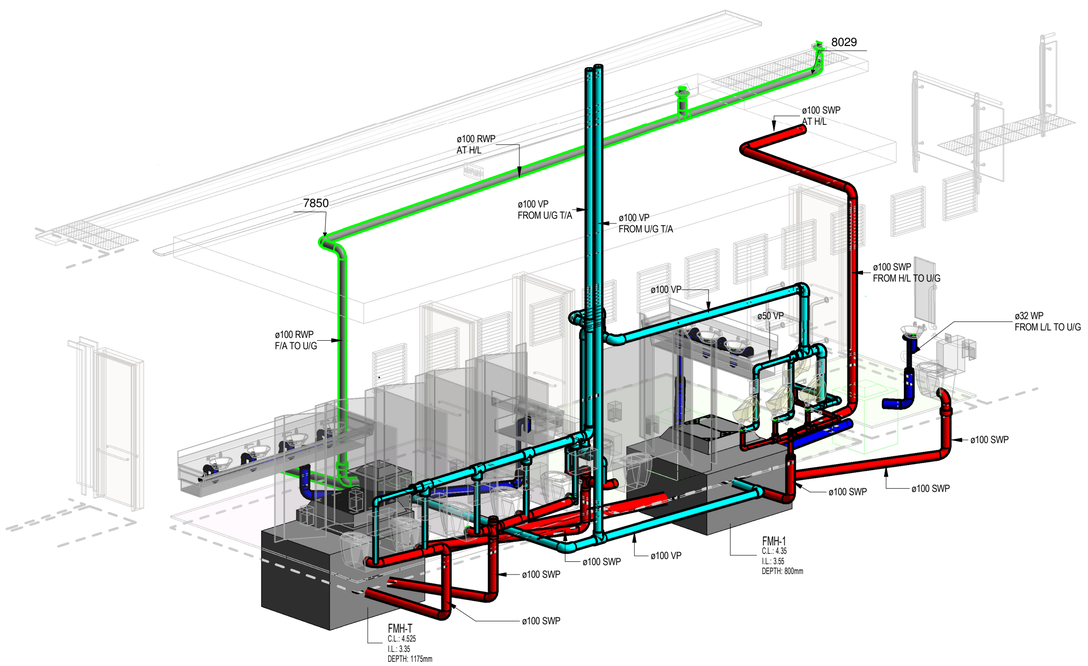

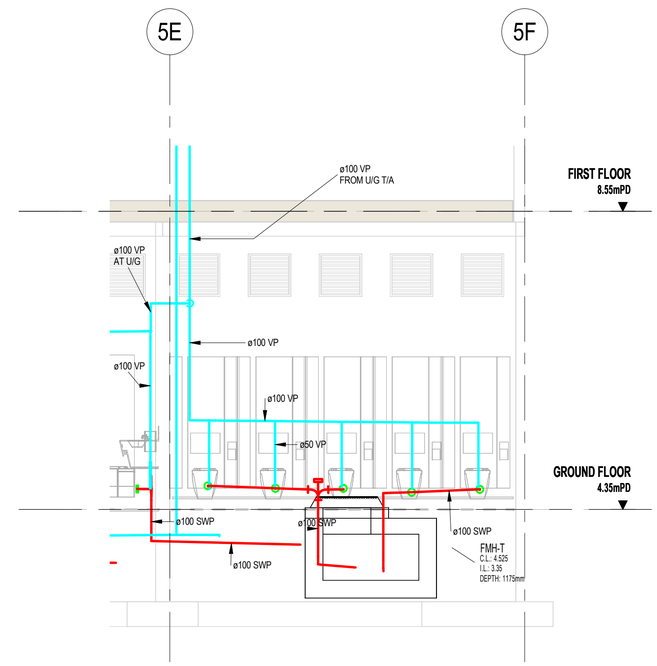

G/F Toilet

Section: 2B