

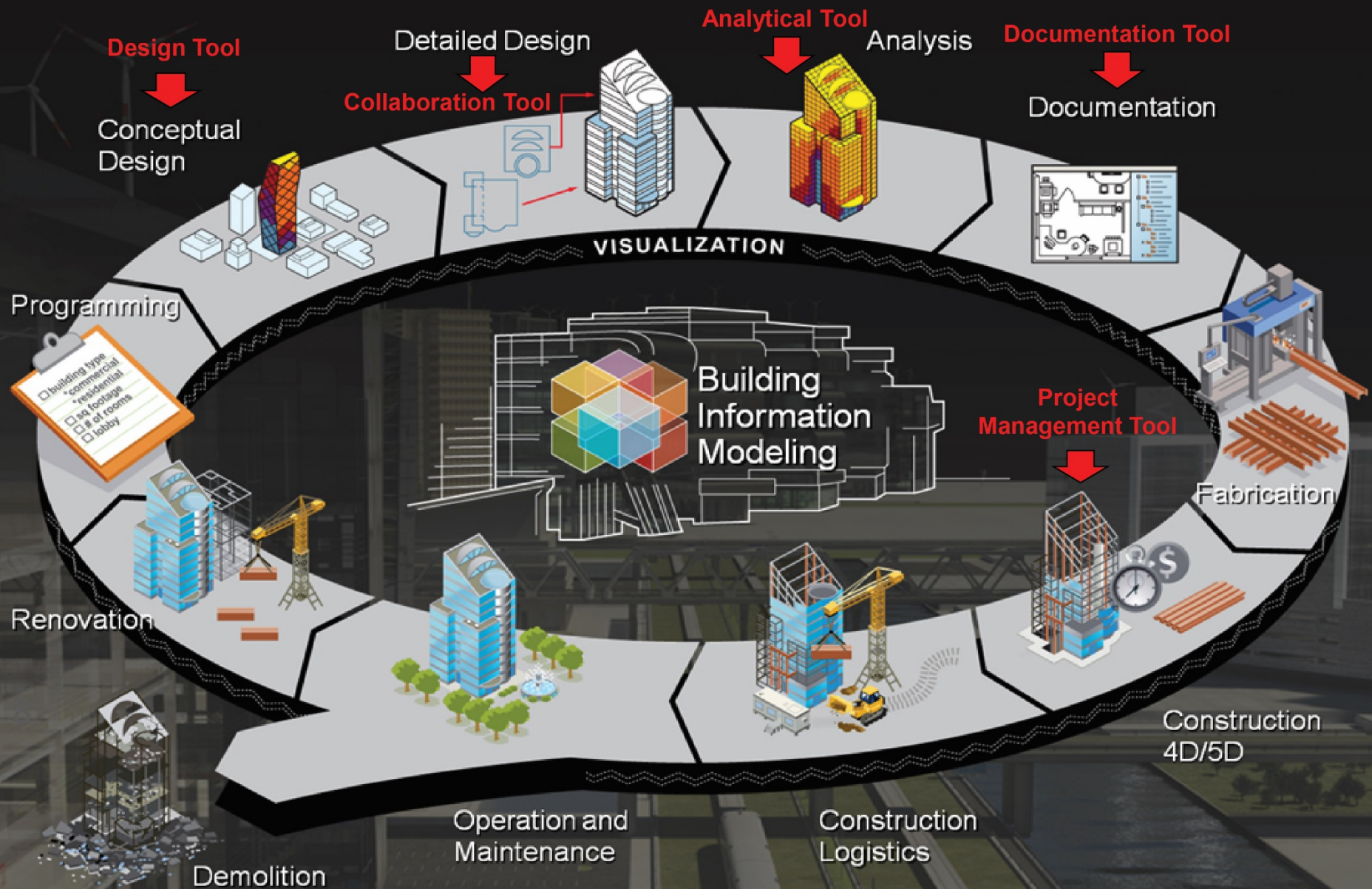
The logo consists of the letters 'NCID' in a bold, white, sans-serif font. The letters are stylized with thick strokes and sharp angles, giving it a modern, architectural feel. The 'N' and 'C' are connected, as are the 'I' and 'D'.

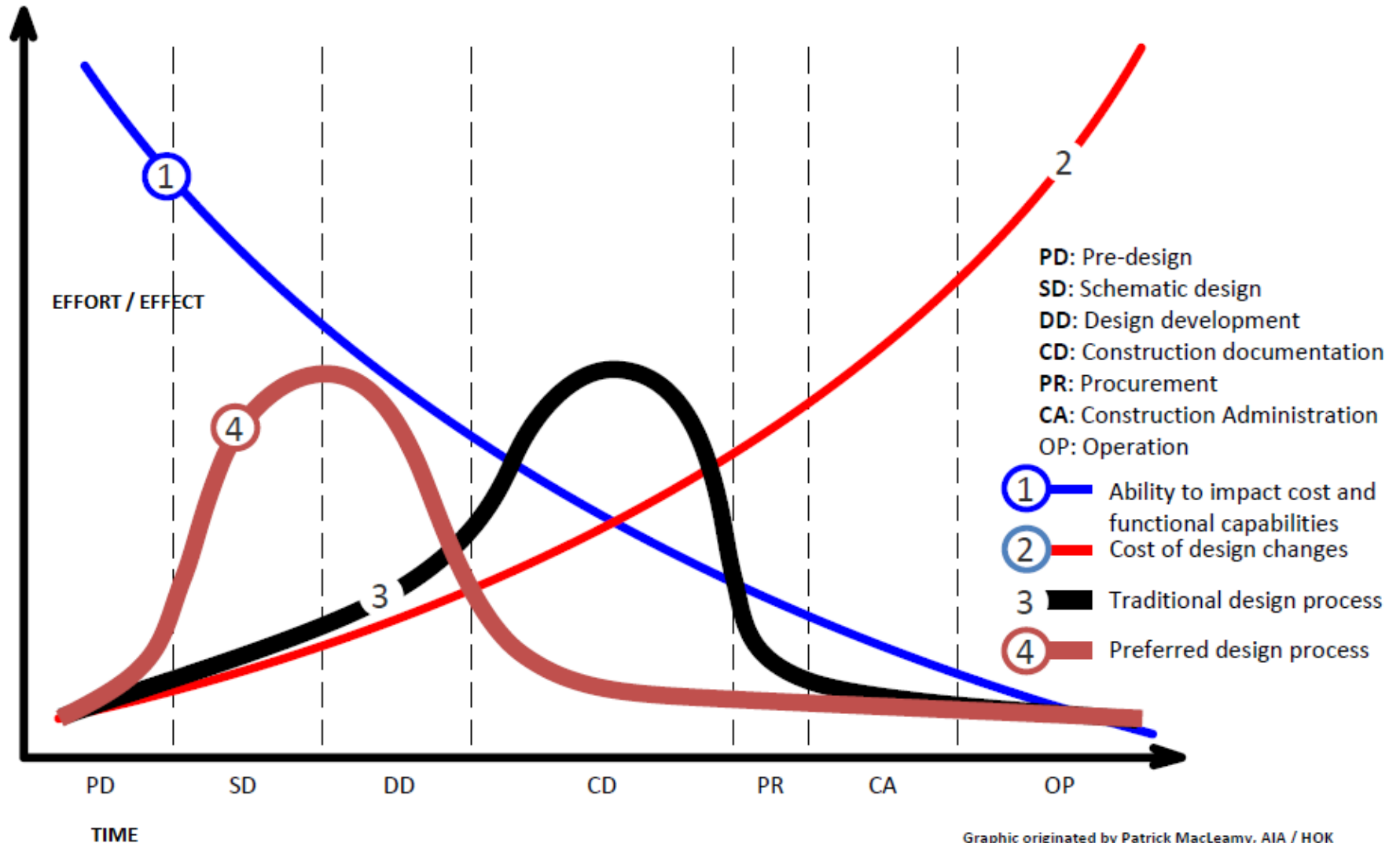
NCID

A DVANCED
C ONSTRUCTION
I NFORMATION
D EVELOPMENT



■ BIM



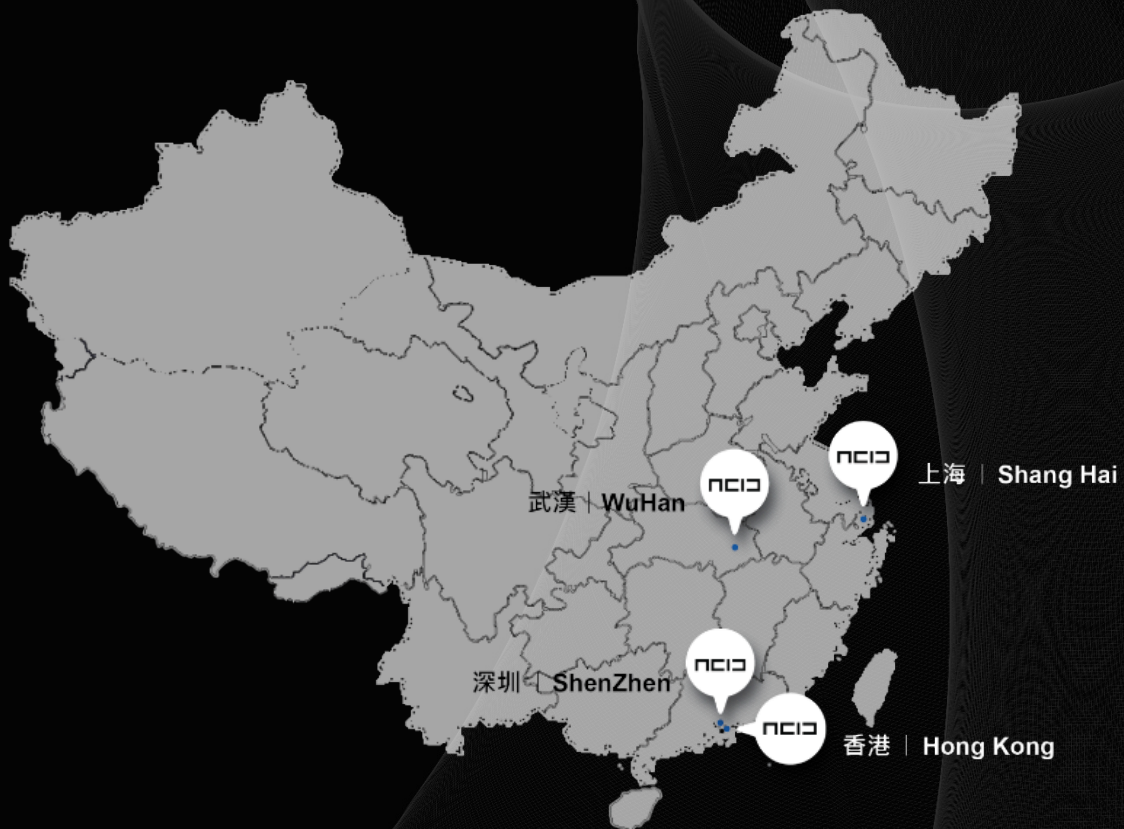


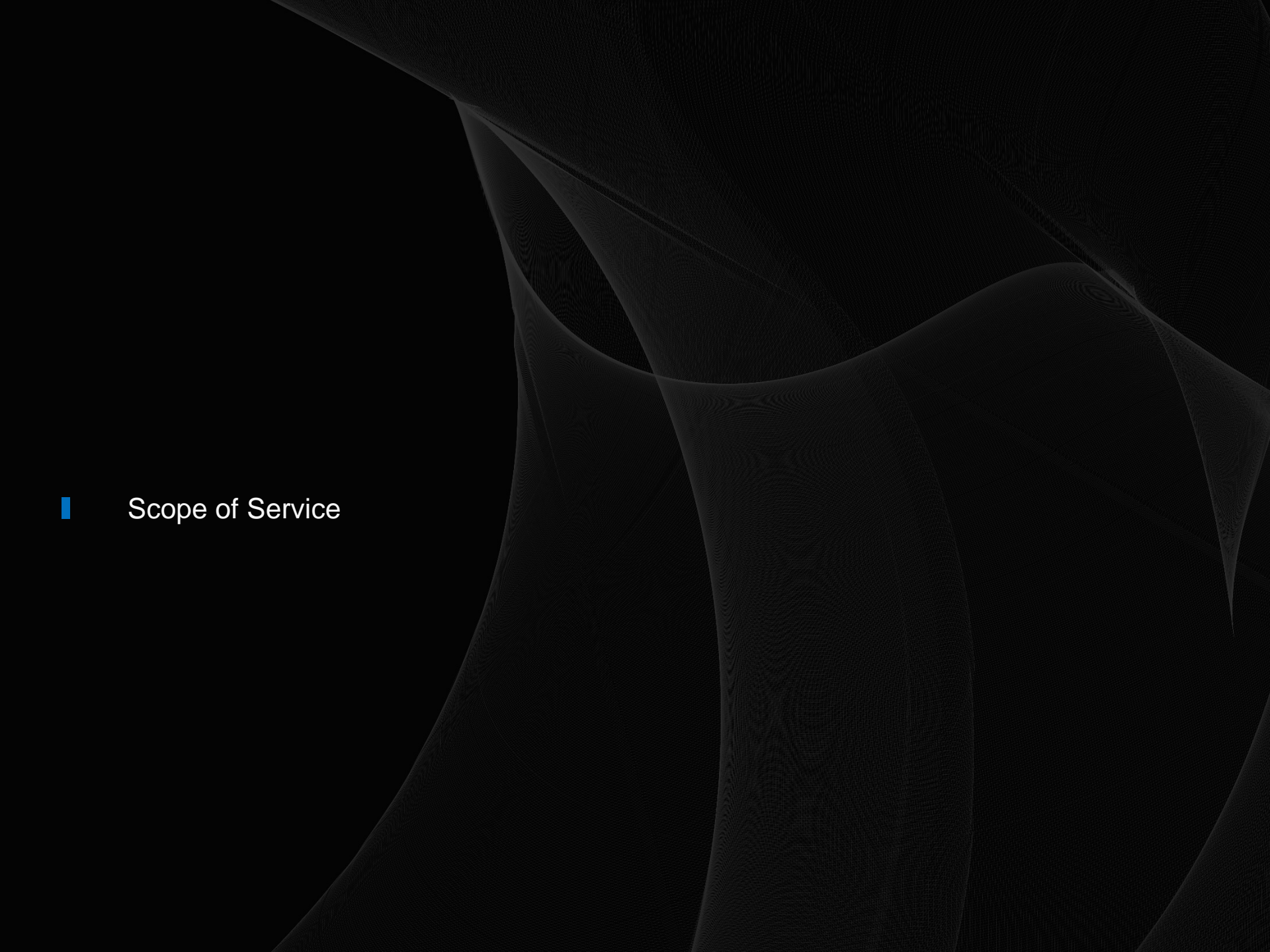
Graphic originated by Patrick MacLeamy, AIA / HOK



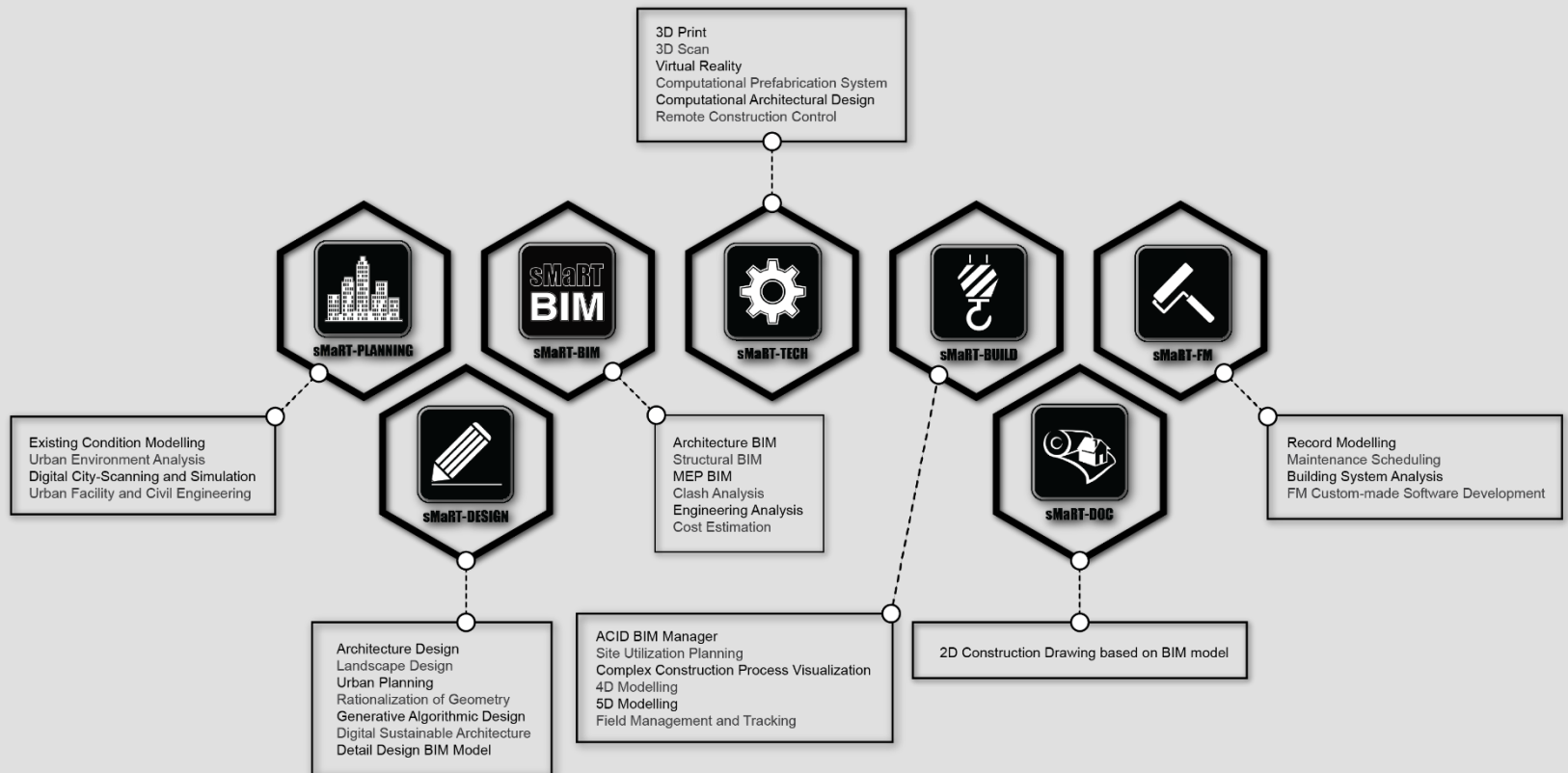
■ A.C.I.D. Company

- Hong Kong, Wuhan, Shanghai and Shenzhen Office
- Over 100 qualified Professional and Technical Staff
- Location





Scope of Service





■ Award

我们是

中华人民共和国住建部
《建筑工程设计信息模型交付标准》参编单位
《建筑工程设计信息模型分类和编码标准》参编单位
《建筑工程设计信息模型出图标准》参编单位

buildingSMART中国分部理事单位

香港建筑信息模拟学会（HKIBIM）发起人及现任会长（David Fung）
香港建筑师学会（HKIA）公司会员（ACID-HK）
中国数字建筑设计专业委员会（DADA）联合发起人
香港房屋署、建筑署BIM技术管理顾问及培训导师团队


行业荣誉

设计获奖/Design Award

- 荣获2013国际绿色建筑设计银奖/Award Silver Medal of International Green Architecture 2013
- 荣获2013欧洲设计年TOP50设计/Award TOP50 Design of 2013 European Design Year
- 荣获2012年公民建筑奖提名
- 荣获2014WA中国建筑奖社会公平奖佳作奖/Excellence Award of 2014 WA Social Equality Award
- 荣获2014WA中国建筑奖设计实验奖入围奖

BIM 获奖/BIM Award

- ACID-HK HIM 项目（BIM技术古建保护应用）荣获：
香港2015buildingSMART大奖
香港BIM大奖 2015
- ACID-HK 为香港BIM Award 2014 赞助机构
- ACID-HK香港董事总经理冯树坚先生：
荣获香港建造業議會2014卓越建築信息模擬獎BIM Excellence Award
被选为香港建筑模拟学会（HKIBIM）会长 2015-16
被选为香港建筑师学会（HKIA）BIM及IT小组副会长 2015-16
接受亚洲电视台采访發表對香港BIM 發展的意見及討論



香港建築師學會
The Hong Kong Institute of Architects

This is to certify that

Advanced Construction Information Development Limited

was admitted as a **Corporate Member**
of the Institute on the **Twenty-fifth**
day of **April 2015**

thereby accepting the privileges and responsibility of
membership and undertaking to comply with the Rules of
the Institute.

President

Registrar




The Hong Kong Society of Architects was founded in the
year 1956. It was reconstituted in the year 1972 as the
Hong Kong Institute of Architects.

Date of issue: 29th April 2015

Serial No. CM0200

This Certificate Remains the Property of the Hong Kong Institute of Architects.

2015




Autodesk

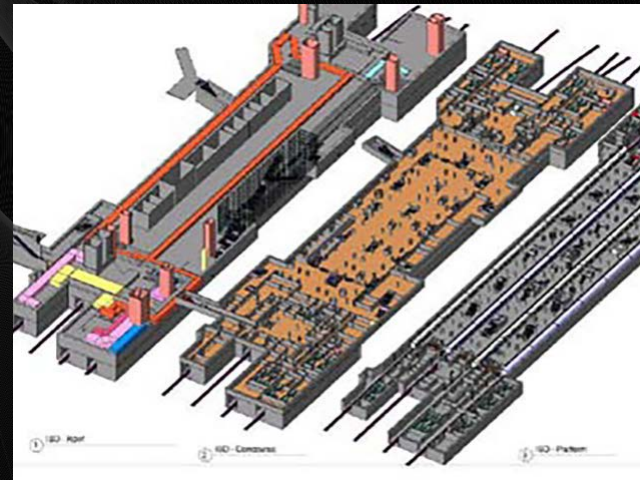

Lead the Way
Autodesk Hong Kong
BIM Awards 2012





2012




2011




2010



2010




2009



2007



2007



Leadership



Chairmen of Board
Changsheng Qu



Vice Chairman
Shuang Song



Managing Director
David Fung



BIMER of the Year, BIM Excellence Awards 2014,
Construction Industry Council



Vice Chairman of BIM and IT
Committee, HKIA 2015-2016

Chairman of HKIBIM
2015-2017



General Manager
Wei Mu




Design Director
Song Qin

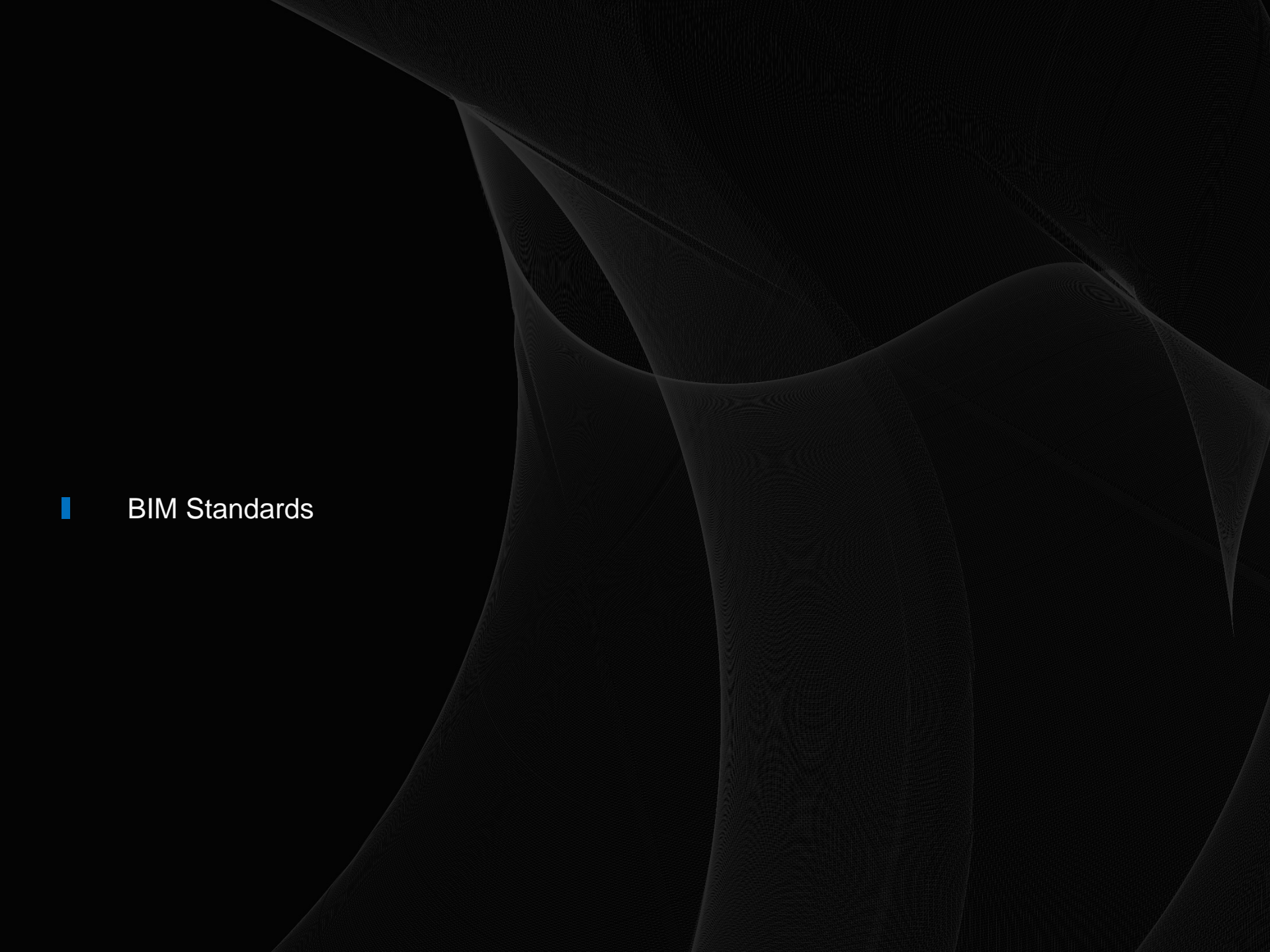


BIM Associate
Samantha Hu



Services





BIM Standards

UDC

中华人民共和国国家标准



P

GB/T50XXX—20XX

建筑工程设计信息模型交付标准

Deliver Standard of Building Design Information Modeling

20XX — XX — XX 发布

20XX — XX — XX 实施

中华人民共和国住房和城乡建设部
中华人民共和国国家质量监督检验检疫总局 联合发布

北京科技股份有限公司

中国建筑工程设计研究院有限公司

中联一局集团建设发展有限公司

华特力软件（北京）有限公司

上海大学

上海城建（集团）公司

河北建筑工程学院

中国五洲工程设计集团有限公司

北京中筑和正投资有限公司

同济大学建筑设计研究院（集团）有限公司

天津大学管理与经济学部工程管理学系

华中科技大学建筑与城市规划学院

深圳市建筑科学研究院

北京华思维泰克科技股份有限公司

北京银建投资发展（集团）有限公司

苏州金螳螂建筑装饰股份有限公司

鲁班软件

深圳市建筑设计总院

上海市建筑设计研究院

四川省建筑设计研究院

AEC U.D. 华利亿建（武汉）工程信息发展有限公司

江苏省苏中建设集团股份有限公司

深圳华南国际工程设计有限公司

本标准主要起草人员：（姓名不分先后）

孙奕 蔡兴 易岩 张杰飞 徐卫园 卜一秋 黄理 高成明 王国栋 罗伟 李洁
王春光 过俊 李娜 张宇生 黄廷斌 王广斌 刘守忠 许寒 陈汉良 龙晓元 翟峰 张昌伟
焦安亮 张鹏 赵昂 杨峰 余新和 马思成 陈勇 侯本才 何立波 杜娟 李维先 周志江
王齐同 张学斌 崔卫 周立 李伟伟 卢伟强 陈宇军 陈建良 张东川 张金月 杨震 张丹
周汉斌 丰晓晨 刘文明 吴敬书 汤志 魏有光 汤帆 杨海清 陈瑞彬 肖丹盛 葛超 唐小江

崔昌益 欧均胜

UDC

中华人民共和国国家标准



P

GB/T50XXX—20XX

建筑工程设计信息模型分类和编码标准

Standard for classification and coding of building constructions
design information model

20XX — XX — XX 发布

20XX — XX — XX 实施

中华人民共和国住房和城乡建设部
中华人民共和国国家质量监督检验检疫总局 联合发布

《建筑工程设计信息模型交付标准》参编单位

《建筑工程设计信息模型出图标准》参编单位

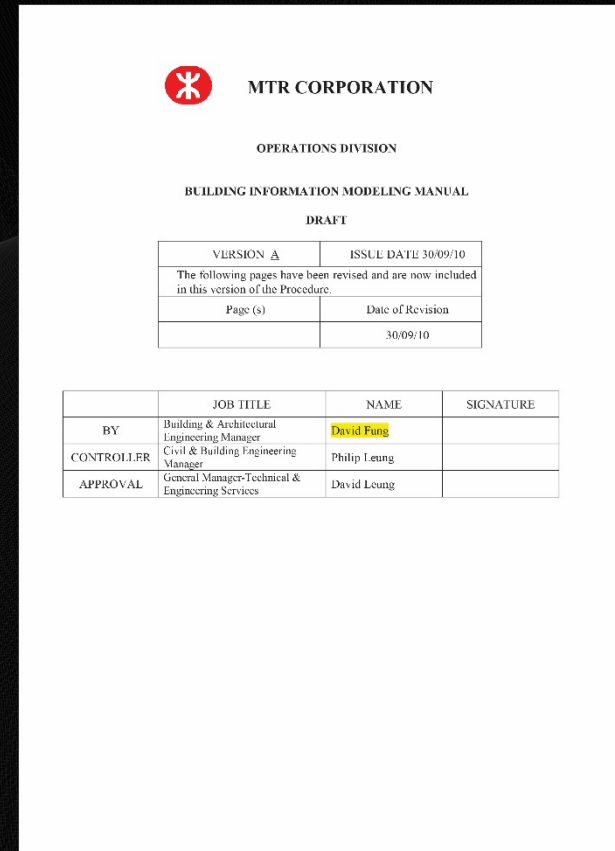
《建筑工程设计信息模型分类和编码标准》参编单位



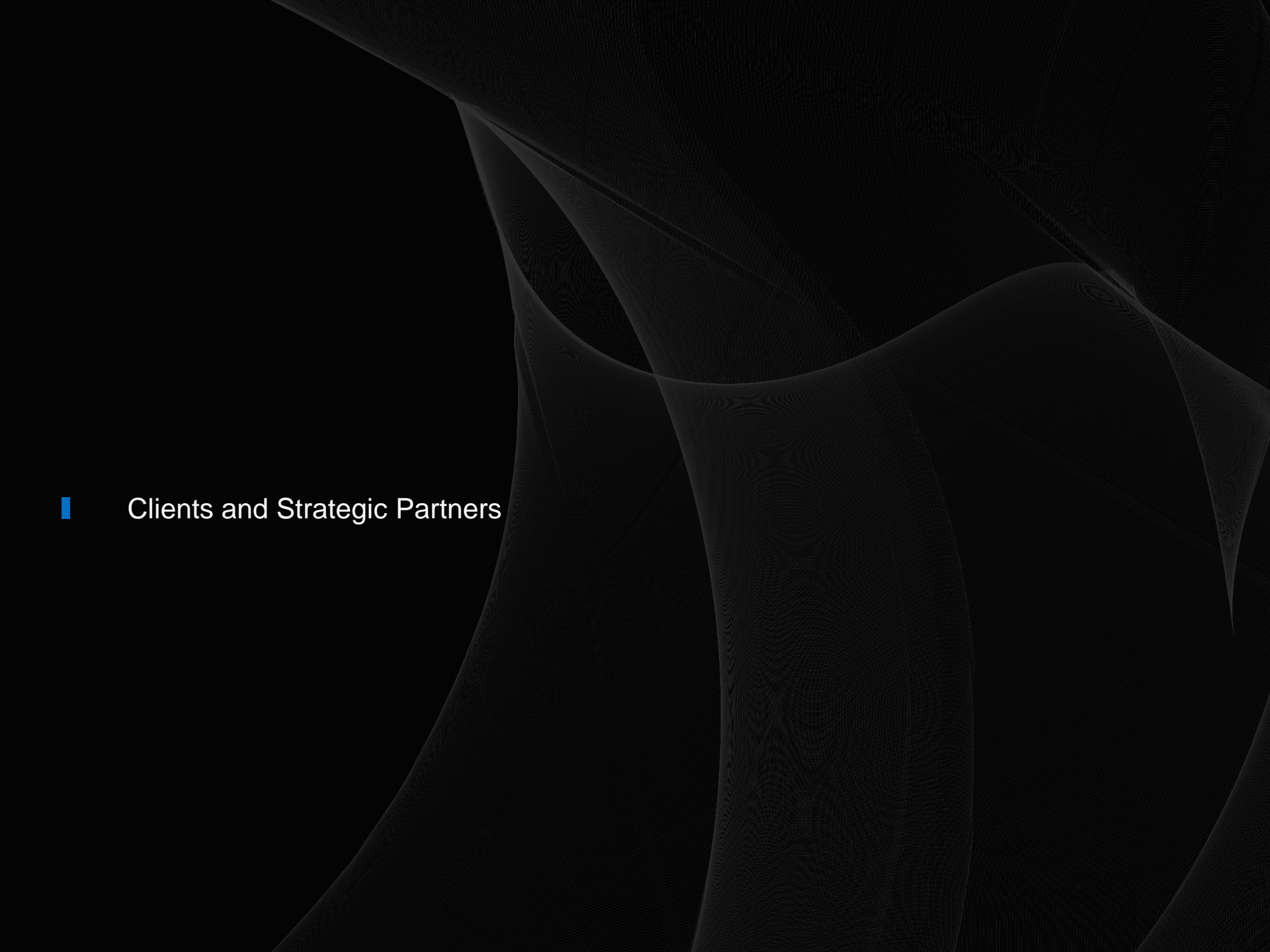
ACID BIM Manual



HKIBIM BIM Manual



MTR BIM Manual



Clients and Strategic Partners

Clients




Strategic Partners





Project





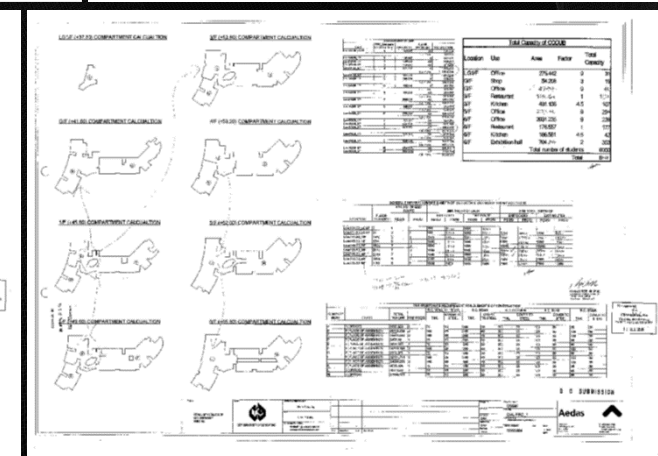
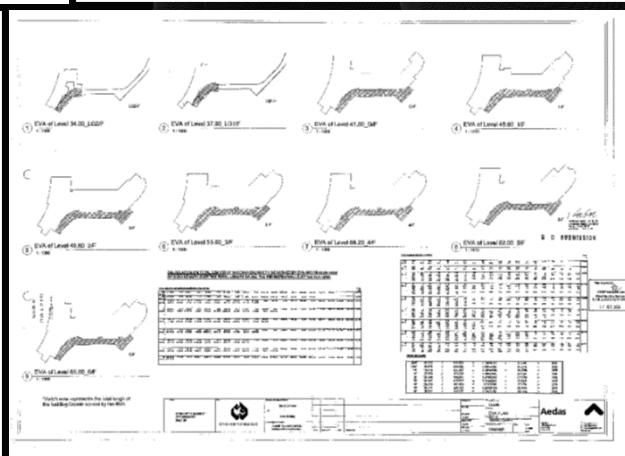

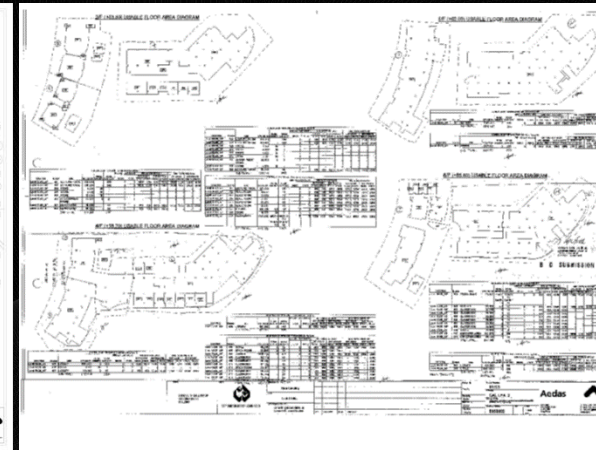



City University of Hong Kong Community College Building

Client : City University of Hong Kong
P.I.C. : David Fung (worked with Aedas)
Period : 2005 – 2008

Scope : GFA 42,000 sq.m. building development to accommodate the anticipate staff and students within the campus BIM project. Won **Hong Kong BIM Awards (2007)**. First major completed BIM project from Design, documentation, construction. **Won International Revit Experience Award (2007)**.







Ocean Heights

Client : DAMAC Properties

P.I.C. : David Fung (worked with Aedas)

Period : 2006 – 2007

Scope : Twisted curve organic shaped office tower using BIM technology in resolving the external façade and the internal structure (2006 – 2007). Won **Hong Kong BIM Award (2007)**.




Hong Kong Polytechnic University Shenzhen Campus

Client : Hong Kong Polytechnic University

P.I.C. : David Fung (worked with Aedas)

Period : 2006 – 2009

Scope : The Hong Kong Polytechnic University Shenzhen Campus, a 12,500 sq.m. academic facility. Complete BIM project from Design to Completion. First China Project all in BIM, including all productions. Won **Hong Kong BIM Award (2009)**.






West Kowloon Terminus

Client : MTR Corporation Limited

P.I.C. : David Fung (worked with Aedas)

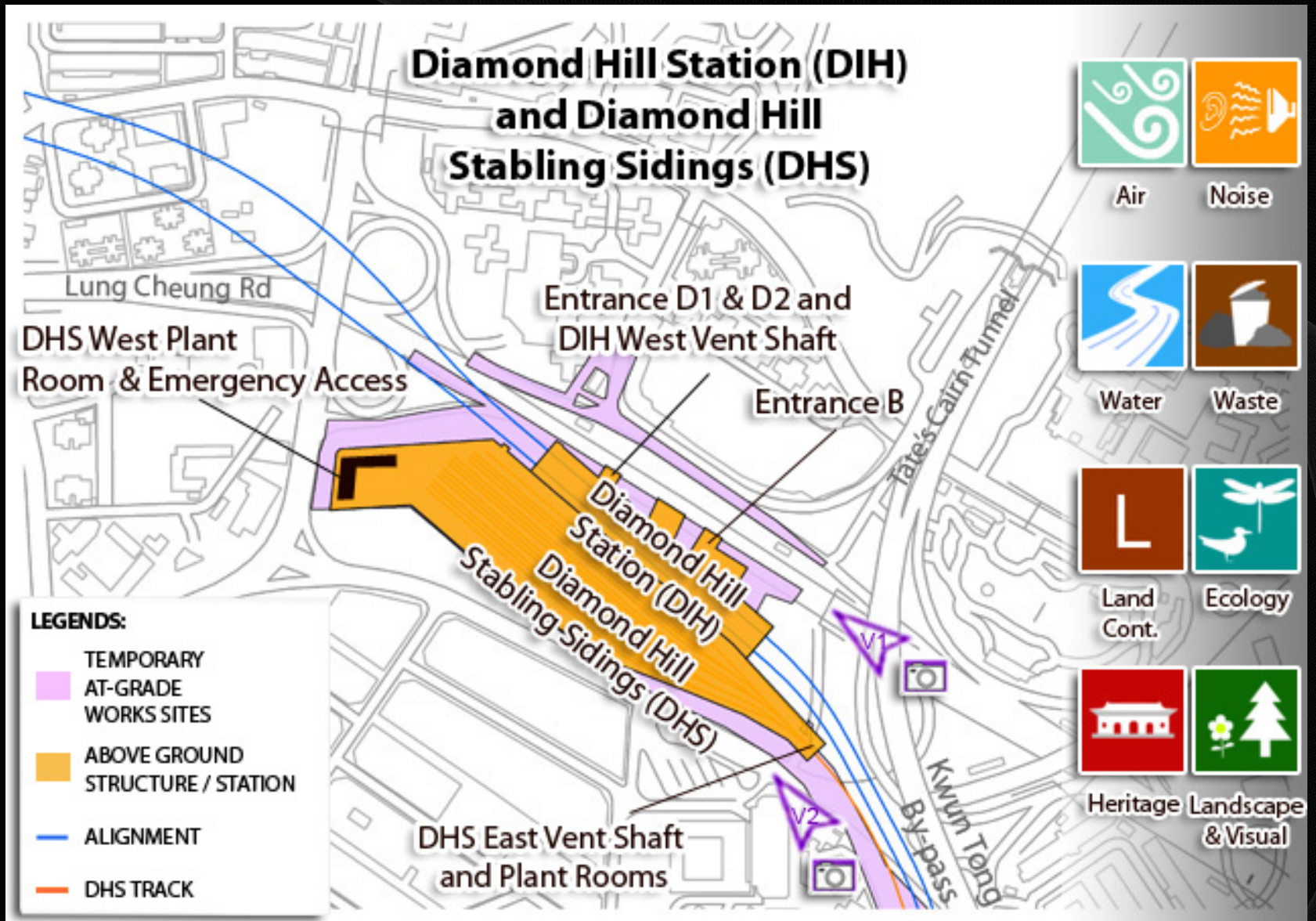
Period : 2009 – 2010

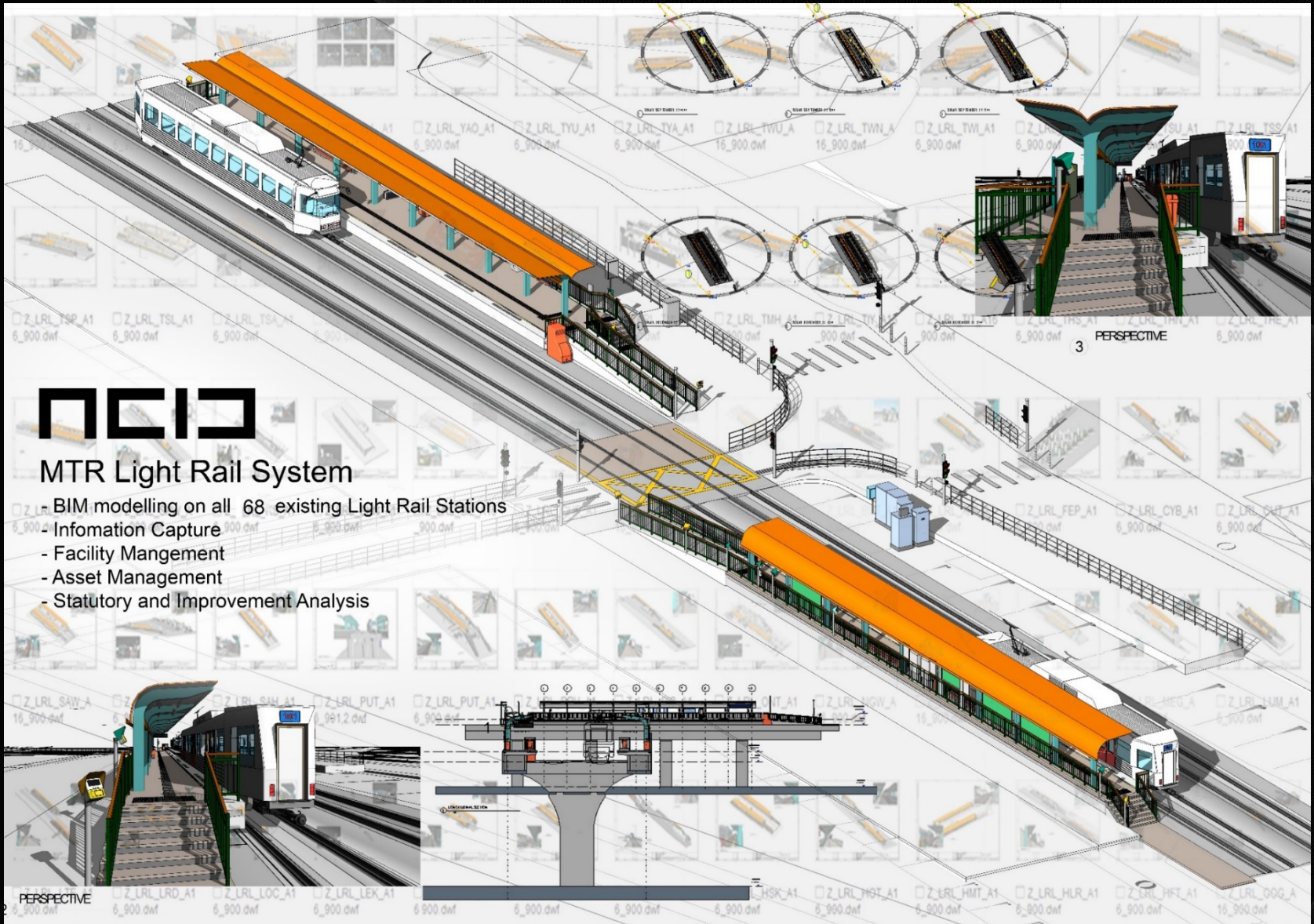
Scope : Designing the gigantic organic roof structure for the Hong Kong Express Rail Terminus using BIM, facilitating organic design into documentation, quantity take off and rational manufacturing. Won **Hong Kong BIM Award (2010)**.



Client : MTR Corporation Limited
P.I.C. : David Fung (worked with Aedas)
Period : 2009 – 2010

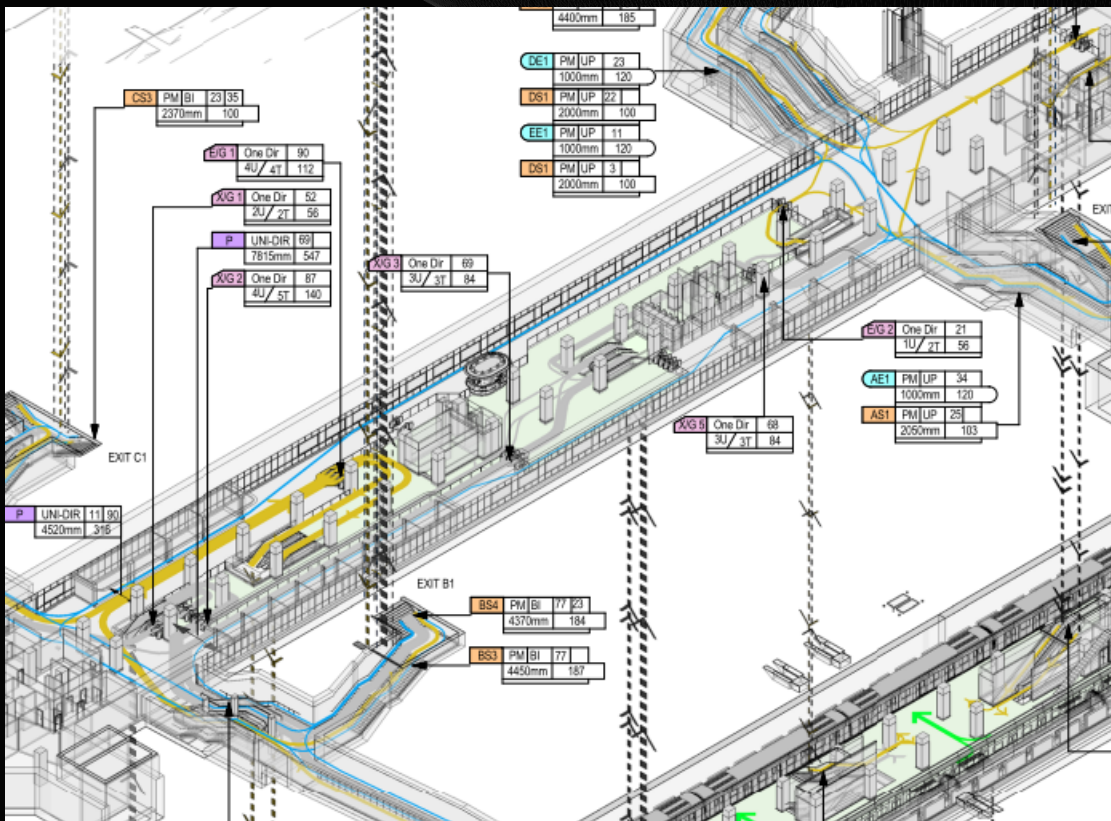
Project





MTR Light Rail System

- BIM modelling on all 68 existing Light Rail Stations
- Information Capture
- Facility Mangement
- Asset Management
- Statutory and Improvement Analysis



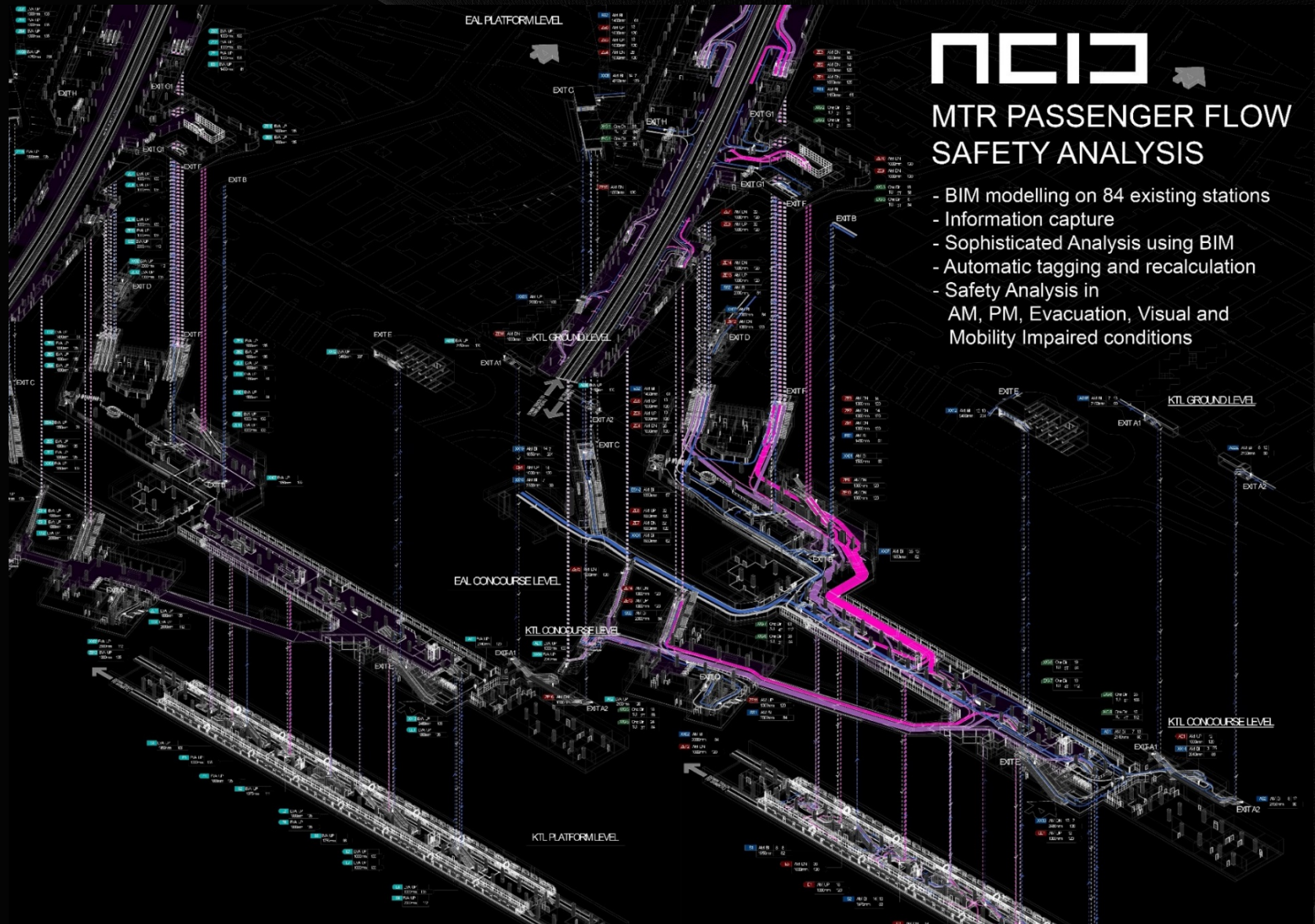
MTR Station Passenger Flow Rate Study


Client : MTR Corporation Limited

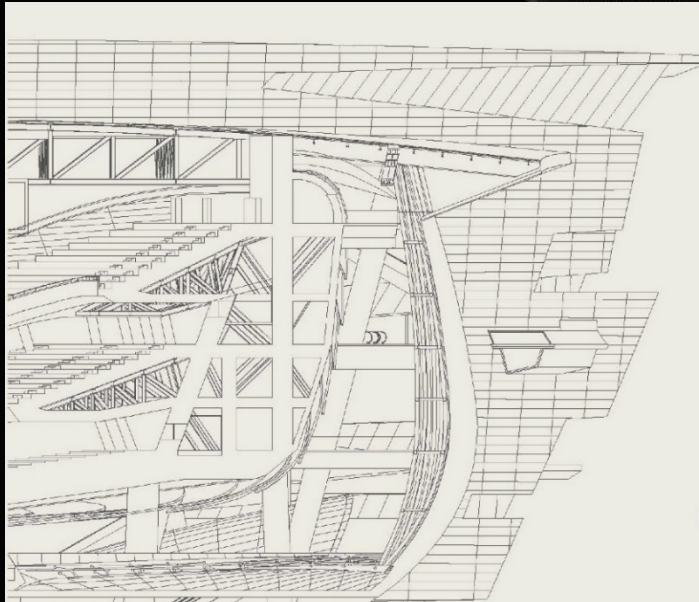
P.I.C. : David Fung (worked with MTR)

Period : 2010 – 2014

Scope : MTR Passenger Flow Safety study using BIM for analysis and FM for all existing stations. Use of modelling & information embedded in the existing 84 MTR stations; undergo vigorous passenger flow analysis to determine the safety critical areas throughout all station layouts.










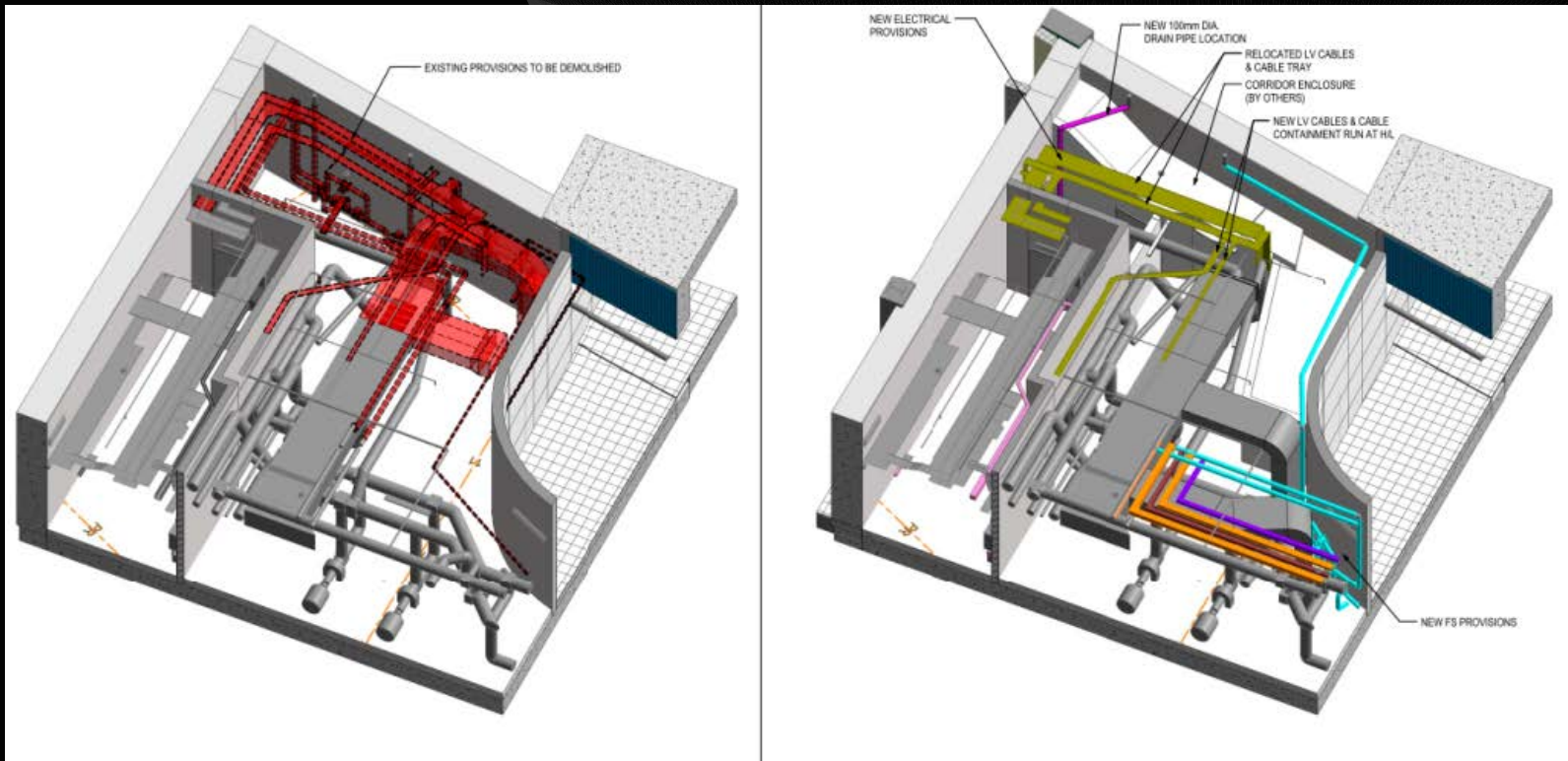
NCID

The Star Performing Arts Centre

- Full BIM design
- Architecture and structure disciplines
- BIM Co-ordinations, Clash Analysis
- 3D Printing







MTR Railway Projects

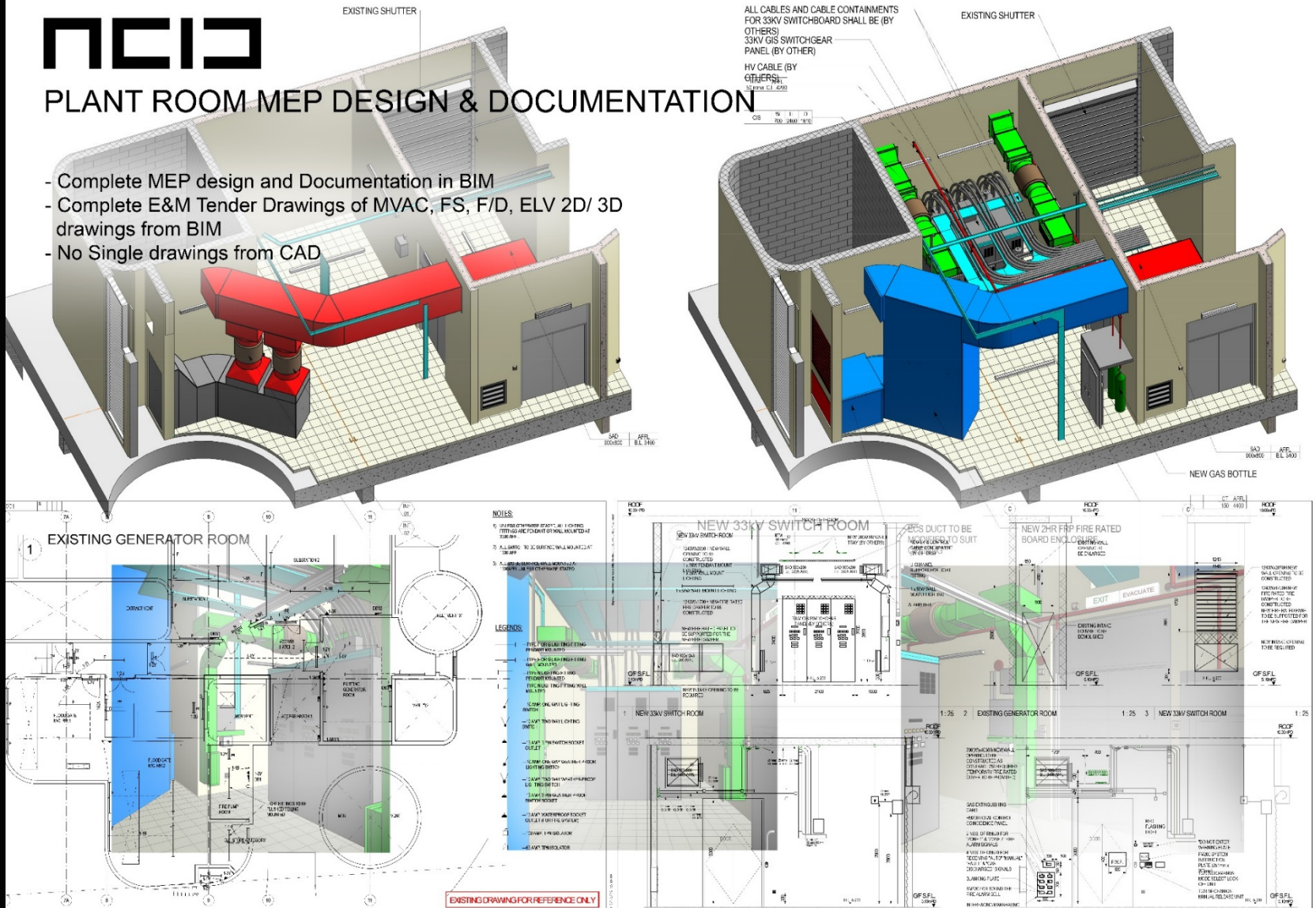
Client : MTR Corporation Limited
P.I.C. : David Fung (worked with MTR)
Period : 2010 – 2014

Scope : Various MTR Architectural and MEP engineering design contracts using BIM.



PLANT ROOM MEP DESIGN & DOCUMENTATION

- Complete MEP design and Documentation in BIM
- Complete E&M Tender Drawings of MVAC, FS, F/D, ELV 2D/ 3D drawings from BIM
- No Single drawings from CAD





Tang City – 101

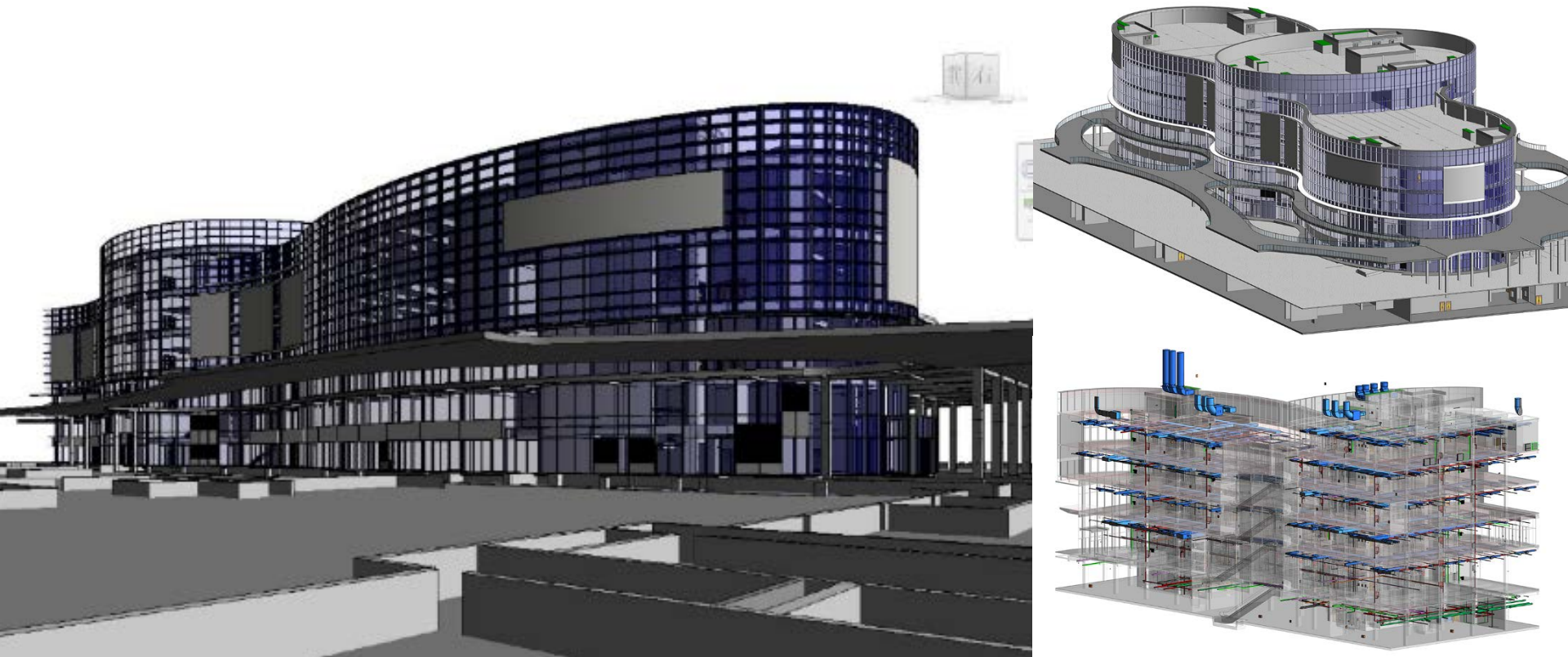
Client : Hebei Tangshan Heng Rong Real Estate Development Co. Ltd.

P.I.C. : Greeson Liu

Period : 2013 – 2014

Scope : One of largest residential developments in Tang Shan City, Hebei province. The total area of 462 acres, the plot ratio of 2.38, with a total construction area of nearly one million sq. m. A series different flat type for selection such as high rise apartment and townhouse and villa etc. With 72,000 sq.m. retail area.

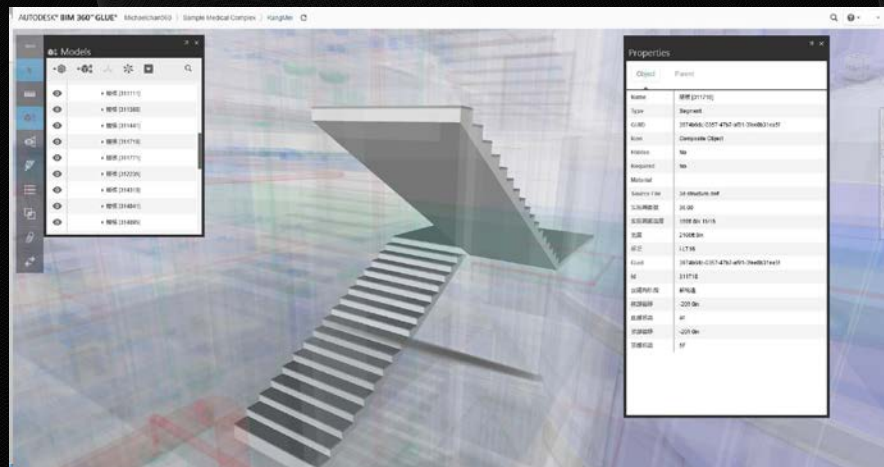
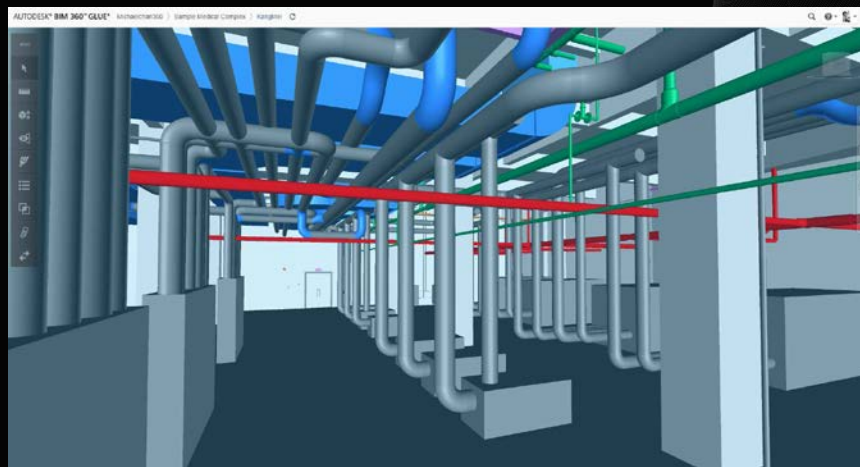
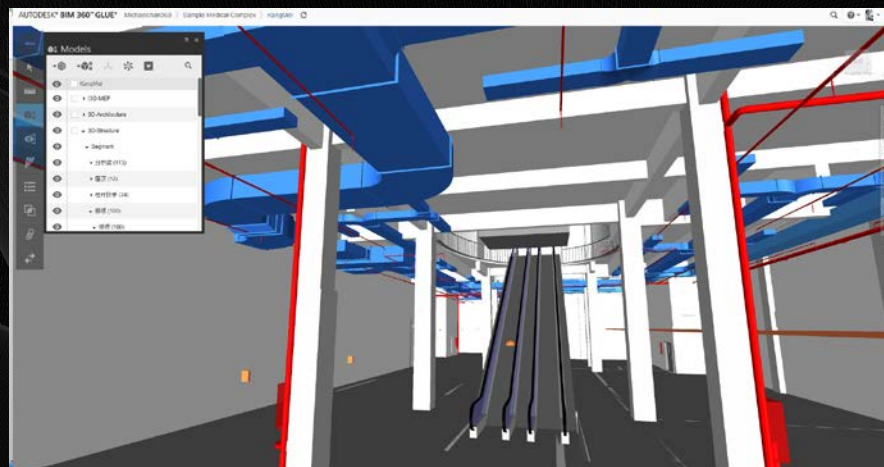


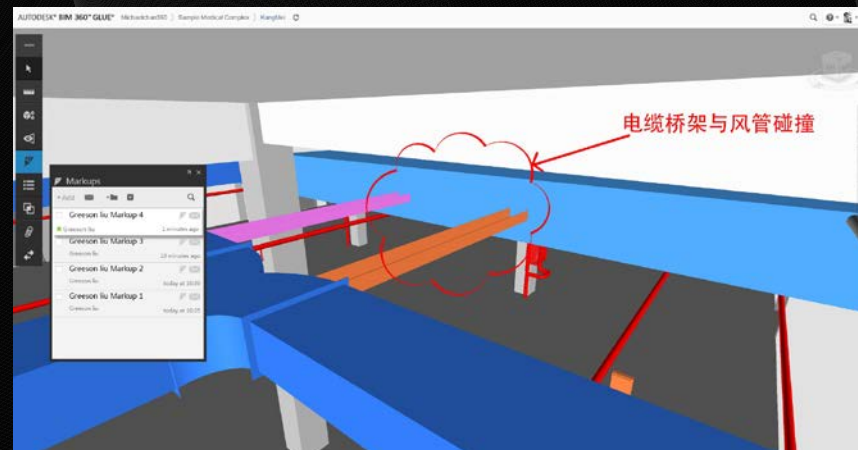
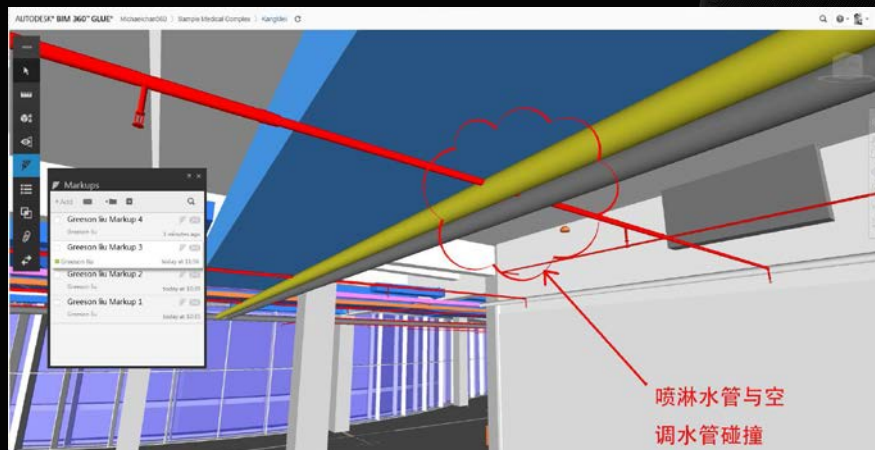
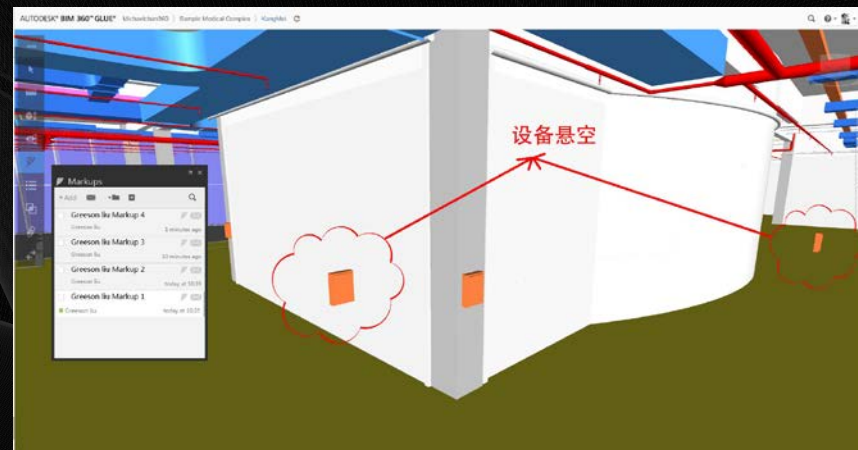
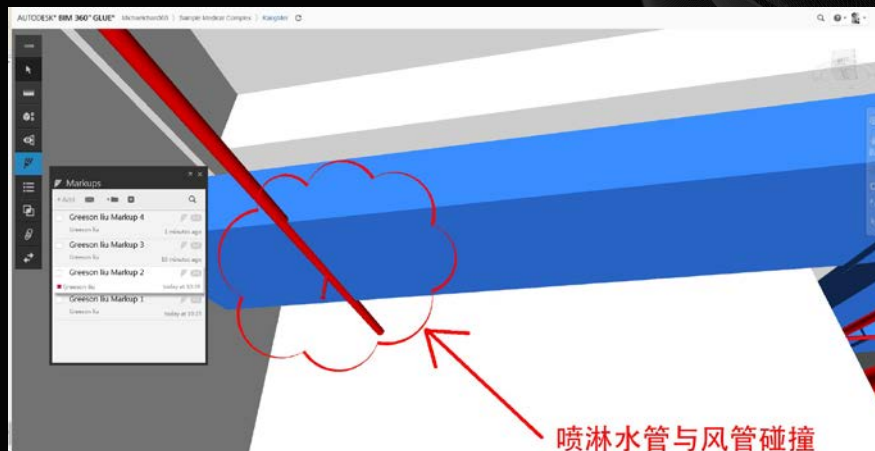



KangMei Office

Client : KangMei Pharmaceutical Co. Ltd. P.I.C. : Hu Hengbin / Greeson Liu (2014)
Period : 2014

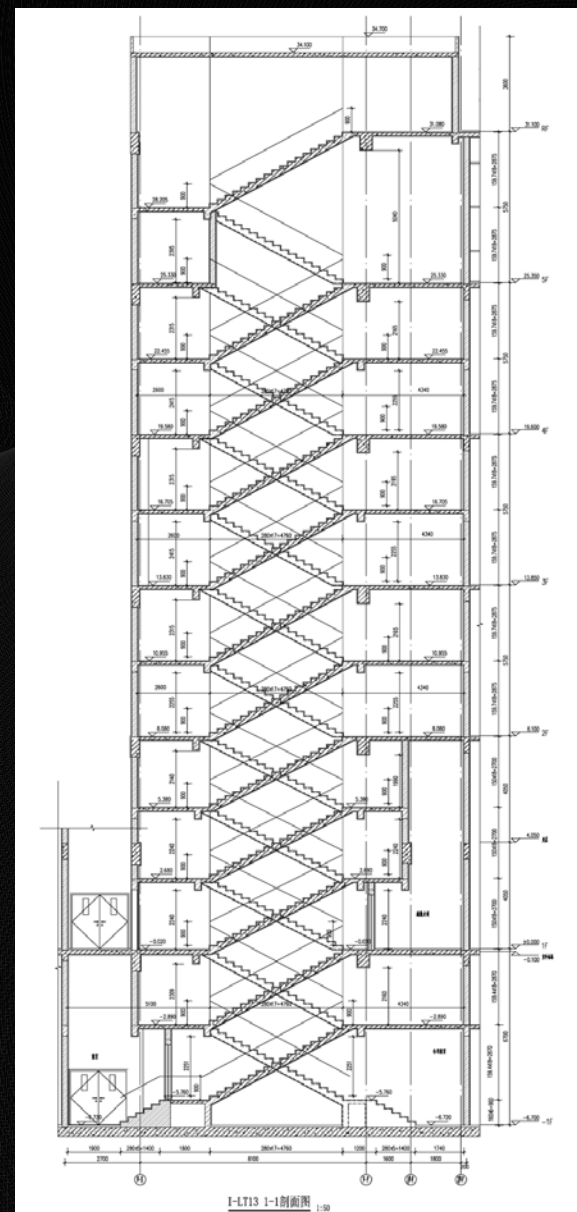
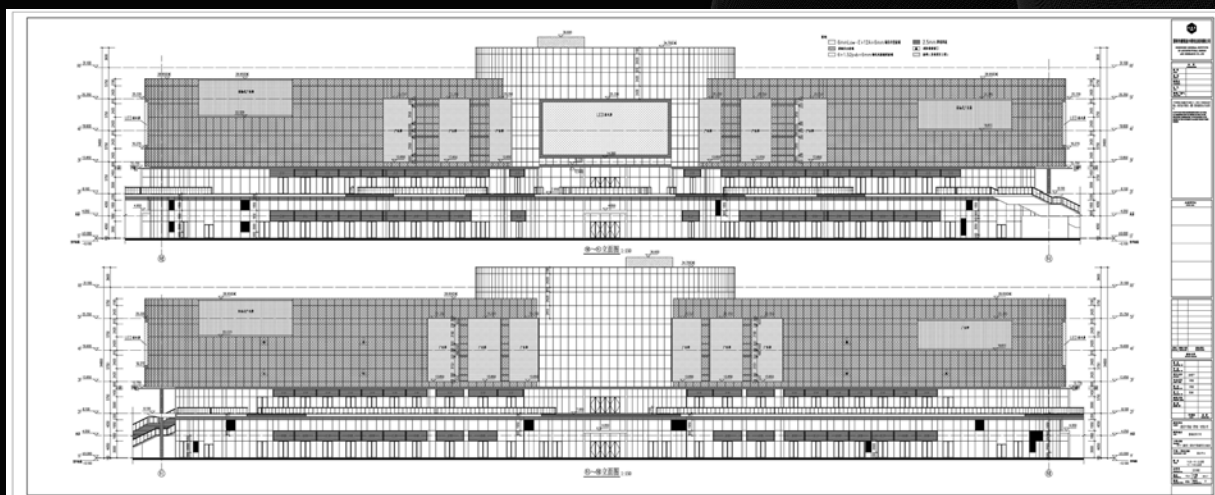
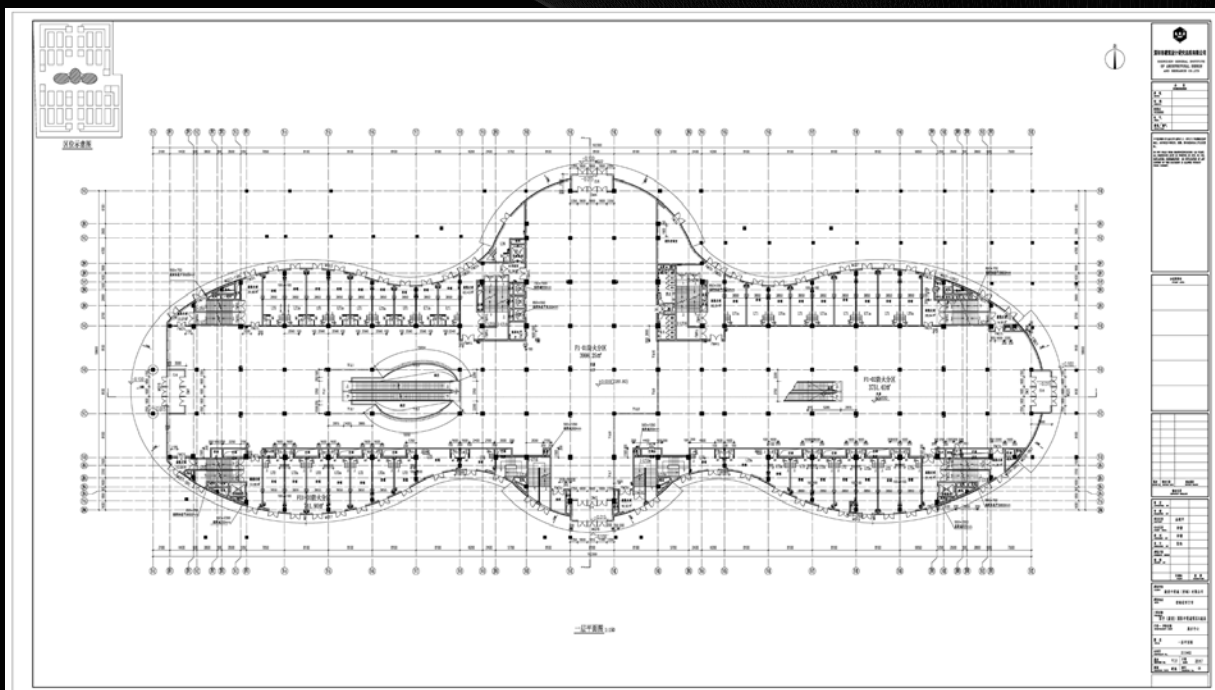
Scope : A mix-used development which includes office, retail, and hotel / service apartment. Full BIM services including BIM modelling, Clash Analysis and Issue of professional drawings for submission and construction.











给排水



[族与类型]	[系统分类]	[尺寸]	[内径]	[外径]	[总体大小]	[规格/类型]	[相对粗糙度]	[材质]	[合计]
管道类型: ACID HVAC 冷水供水管	循环供水	20 mm	20 mm	22 mm	20 mm	CECS 171 - 1.0 MPa	2020	铜	1
管道类型: ACID HVAC 冷水供水管	循环供水	25 mm	26 mm	28 mm	25 mm	CECS 171 - 1.0 MPa	2620	铜	1
管道类型: ACID HVAC 冷水供水管	循环供水	40 mm	40 mm	42 mm	40 mm	CECS 171 - 1.0 MPa	3960	铜	10
管道类型: ACID HVAC 冷水供水管	循环供水	80 mm	82 mm	85 mm	80 mm	CECS 171 - 1.0 MPa	8200	铜	5
管道类型: ACID HVAC 冷水供水管	循环供水	100 mm	105 mm	108 mm	100 mm	CECS 171 - 1.0 MPa	10500	铜	33
管道类型: ACID HVAC 冷水供水管	循环供水	125 mm	130 mm	133 mm	125 mm	CECS 171 - 1.0 MPa	13000	铜	45
管道类型: ACID HVAC 冷水供水管	循环供水	150 mm	155 mm	159 mm	150 mm	CECS 171 - 1.0 MPa	15500	铜	11
管道类型: ACID HVAC 冷水供水管	循环供水	200 mm	211 mm	219 mm	200 mm	CECS 171 - 1.0 MPa	21100	铜	2
管道类型: ACID HVAC 冷水供水管	循环供水	125 mm	130 mm	133 mm	125 mm	CECS 171 - 1.0 MPa	13000	铜	15
管道类型: ACID HVAC 冷水供水管	循环供水	150 mm	155 mm	159 mm	150 mm	CECS 171 - 1.0 MPa	15500	铜	2
管道类型: ACID HVAC 冷水供水管	循环供水	200 mm	211 mm	219 mm	200 mm	CECS 171 - 1.0 MPa	21100	铜	28
管道类型: ACID HVAC 冷水供水管	循环供水	250 mm	259 mm	267 mm	250 mm	CECS 171 - 1.0 MPa	25900	铜	16
管道类型: ACID HVAC 冷水供水管	循环供水	300 mm	315 mm	325 mm	300 mm	CECS 171 - 1.0 MPa	31500	铜	25
管道类型: ACID HVAC 冷水供水管	循环供水	200 mm	211 mm	219 mm	200 mm	CECS 171 - 1.0 MPa	21100	铜	6
管道类型: ACID FSD 喷淋	循环供水	25 mm	26 mm	28 mm	25 mm	CECS 171 - 1.0 MPa	2620	铜	6
管道类型: ACID FSD 消防	循环供水	65 mm	68 mm	86 mm	65 mm	22	136.6	铁, 铸铁	12
管道类型: ACID FSD 消防	循环供水	100 mm	104 mm	122 mm	100 mm	22	208.28	铁, 铸铁	15
管道类型: ACID FSD 消防	循环供水	100 mm	105 mm	108 mm	100 mm	CECS 171 - 1.0 MPa	10500	铜	2
管道类型: ACID FSD 消防	循环供水	150 mm	156 mm	175 mm	150 mm	22	311.912	铁, 铸铁	13
管道类型: ACID HP 采暖供水	循环供水	40 mm	40 mm	42 mm	40 mm	CECS 171 - 1.0 MPa	3960	铜	6
管道类型: ACID PD 废水	循环供水	50 mm	53 mm	56 mm	50 mm	GB/T 5836	26500	PVC-U	28
管道类型: ACID PD 废水	循环供水	75 mm	78 mm	82 mm	75 mm	GB/T 5836	39000	PVC-U	52
管道类型: ACID PD 废水	循环供水	80 mm	84 mm	90 mm	80 mm	GB/T 5836	42000	PVC-U	3
管道类型: ACID PD 废水	循环供水	100 mm	104 mm	110 mm	100 mm	GB/T 5836	51800	PVC-U	13
管道类型: ACID PD 排水	循环供水	25 mm	28 mm	32 mm	25 mm	GB/T 5836	14000	PVC-U	1
管道类型: ACID PD 排水	循环供水	50 mm	53 mm	56 mm	50 mm	GB/T 5836	26500	PVC-U	120
管道类型: ACID PD 排水	循环供水	75 mm	78 mm	82 mm	75 mm	GB/T 5836	39000	PVC-U	173
管道类型: ACID PD 排水	循环供水	100 mm	0 mm	0 mm	100 mm	GB/T 5836	0	PVC-U	1
管道类型: ACID PD 排水	循环供水	100 mm	104 mm	110 mm	100 mm	GB/T 5836	51800	PVC-U	604
管道类型: ACID PD 排水	循环供水	150 mm	152 mm	160 mm	150 mm	GB/T 5836	76000	PVC-U	59
管道类型: ACID PD 排水	循环供水	200 mm	190 mm	200 mm	200 mm	GB/T 5836	95100	PVC-U	9
管道类型: ACID PD 空调补水	循环供水	15 mm	14 mm	15 mm	15 mm	CECS 171 - 1.0 MPa	1360	铜	5
管道类型: ACID PD 空调补水	循环供水	20 mm	20 mm	22 mm	20 mm	CECS 171 - 1.0 MPa	2020	铜	13
管道类型: ACID PD 空调补水	循环供水	32 mm	33 mm	35 mm	32 mm	CECS 171 - 1.0 MPa	3260	铜	59
管道类型: ACID PD 空调补水	循环供水	50 mm	52 mm	54 mm	50 mm	CECS 171 - 1.0 MPa	5160	铜	2
管道类型: ACID PD 空调补水	循环供水	65 mm	65 mm	67 mm	65 mm	CECS 171 - 1.0 MPa	6460	铜	6
管道类型: ACID PD 空调补水	循环供水	80 mm	82 mm	85 mm	80 mm	CECS 171 - 1.0 MPa	8200	铜	35
管道类型: ACID PD 空调补水	循环供水	100 mm	105 mm	108 mm	100 mm	CECS 171 - 1.0 MPa	10500	铜	3
管道类型: ACID PD 给水	循环供水	10 mm	11 mm	12 mm	10 mm	CECS 171 - 1.0 MPa	1080	铜	81
管道类型: ACID PD 给水	循环供水	15 mm	14 mm	15 mm	15 mm	CECS 171 - 1.0 MPa	1360	铜	473
管道类型: ACID PD 给水	循环供水	20 mm	20 mm	22 mm	20 mm	CECS 171 - 1.0 MPa	2020	铜	401
管道类型: ACID PD 给水	循环供水	25 mm	26 mm	28 mm	25 mm	CECS 171 - 1.0 MPa	2620	铜	266
管道类型: ACID PD 给水	循环供水	32 mm	33 mm	35 mm	32 mm	CECS 171 - 1.0 MPa	3260	铜	144
管道类型: ACID PD 给水	循环供水	40 mm	40 mm	42 mm	40 mm	CECS 171 - 1.0 MPa	3960	铜	12
管道类型: ACID PD 给水	循环供水	50 mm	52 mm	54 mm	50 mm	CECS 171 - 1.0 MPa	5160	铜	89
管道类型: ACID PD 给水	循环供水	65 mm	65 mm	67 mm	65 mm	CECS 171 - 1.0 MPa	6460	铜	7
管道类型: ACID PD 给水	循环供水	80 mm	82 mm	85 mm	80 mm	CECS 171 - 1.0 MPa	8200	铜	12
管道类型: ACID PD 给水	循环供水	100 mm	105 mm	108 mm	100 mm	CECS 171 - 1.0 MPa	10500	铜	16
管道类型: ACID PD 给水	循环供水	150 mm	155 mm	159 mm	150 mm	CECS 171 - 1.0 MPa	15500	铜	19
管道类型: ACID PD 给水	循环供水	100 mm	105 mm	108 mm	100 mm	CECS 171 - 1.0 MPa	10500	铜	56
管道类型: ACID PD 通气	循环供水	150 mm	155 mm	159 mm	150 mm	CECS 171 - 1.0 MPa	15500	铜	19
总计: 3035									

采暖

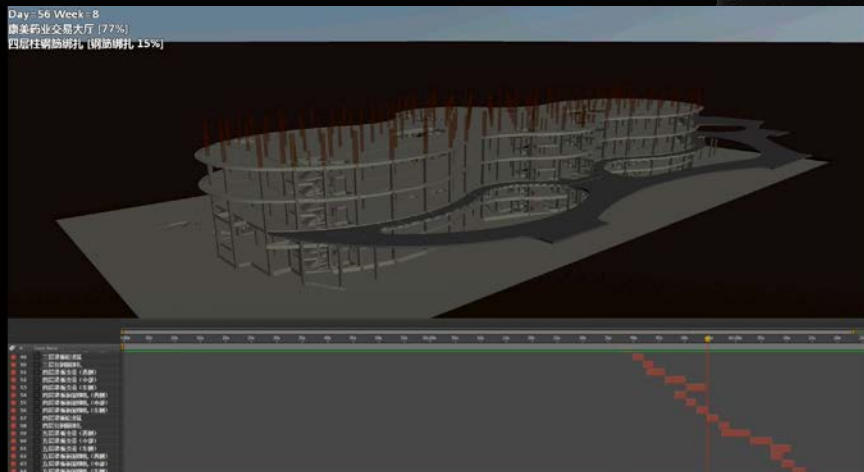
[族与类型]	[系统分类]	[尺寸]	[内径]	[外径]	[总体大小]	[规格/类型]	[相对粗糙度]	[材质]	[合计]
管道类型: ACID HVAC 补水管	家用冷水	15 mm	14 mm	15 mm	15 mm	CECS 171 - 1.0 MPa	1360	铜	20
管道类型: ACID HVAC 补水管	家用冷水	25 mm	26 mm	28 mm	25 mm	CECS 171 - 1.0 MPa	2620	铜	5
管道类型: ACID HP 采暖供水	家用冷水	20 mm	20 mm	22 mm	20 mm	CECS 171 - 1.0 MPa	2020	铜	5
管道类型: ACID HP 采暖供水	家用冷水	20 mm	21 mm	27 mm	20 mm	22	42.6	铁, 铸铁	95
管道类型: ACID HP 采暖供水	家用冷水	25 mm	27 mm	34 mm	25 mm	22	54.6	铁, 铸铁	8
管道类型: ACID HP 采暖供水	家用冷水	32 mm	42 mm	35 mm	32 mm	22	84.8	铁, 铸铁	7
管道类型: ACID HP 采暖供水	家用冷水	40 mm	48 mm	41 mm	40 mm	22	96.6	铁, 铸铁	5
管道类型: ACID HP 采暖供水	家用冷水	50 mm	52 mm	54 mm	50 mm	CECS 171 - 1.0 MPa	5160	铜	17
管道类型: ACID HP 采暖供水	家用冷水	50 mm	53 mm	60 mm	50 mm	22	105.4	铁, 铸铁	8
管道类型: ACID HP 采暖供水	家用冷水	70 mm	68 mm	76 mm	70 mm	22	136.2	铁, 铸铁	3
管道类型: ACID HP 采暖供水	家用冷水	80 mm	82 mm	85 mm	80 mm	CECS 171 - 1.0 MPa	8200	铜	1
管道类型: ACID HP 采暖供水	家用冷水	100 mm	105 mm	108 mm	100 mm	CECS 171 - 1.0 MPa	10500	铜	2
管道类型: ACID HP 采暖供水	家用冷水	125 mm	130 mm	133 mm	125 mm	CECS 171 - 1.0 MPa	13000	铜	1
管道类型: ACID HP 采暖供水	家用冷水	200 mm	211 mm	219 mm	200 mm	CECS 171 - 1.0 MPa	21100	铜	2
管道类型: ACID HP 采暖供水	家用冷水	250 mm	259 mm	267 mm	250 mm	CECS 171 - 1.0 MPa	25900	铜	7
管道类型: ACID HP 采暖供水	家用冷水	300 mm	315 mm	325 mm	300 mm	CECS 171 - 1.0 MPa	31500	铜	1
管道类型: ACID HP 采暖供水	家用热水	20 mm	20 mm	22 mm	20 mm	CECS 171 - 1.0 MPa	2020	铜	24
管道类型: ACID HP 采暖供水	家用热水	20 mm	21 mm	27 mm	20 mm	22	42.6	铁, 铸铁	451
管道类型: ACID HP 采暖供水	家用热水	25 mm	27 mm	34 mm	25 mm	22	54.6	铁, 铸铁	171
管道类型: ACID HP 采暖供水	家用热水	32 mm	42 mm	35 mm	32 mm	22	84.8	铁, 铸铁	154
管道类型: ACID HP 采暖供水	家用热水	40 mm	40 mm	42 mm	40 mm	CECS 171 - 1.0 MPa	3960	铜	5
管道类型: ACID HP 采暖供水	家用热水	40 mm	48 mm	41 mm	40 mm	22	96.6	铁, 铸铁	90
管道类型: ACID HP 采暖供水	家用热水	50 mm	52 mm	54 mm	50 mm	CECS 171 - 1.0 MPa	5160	铜	30
管道类型: ACID HP 采暖供水	家用热水	50 mm	53 mm	60 mm	50 mm	22	105.4	铁, 铸铁	78
管道类型: ACID HP 采暖供水	家用热水	65 mm	65 mm	67 mm	65 mm	CECS 171 - 1.0 MPa	6460	铜	5
管道类型: ACID HP 采暖供水	家用热水	70 mm	68 mm	76 mm	70 mm	22	136.2	铁, 铸铁	20
管道类型: ACID HP 采暖供水	家用热水	80 mm	82 mm	85 mm	80 mm	CECS 171 - 1.0 MPa	8200	铜	12
管道类型: ACID HP 采暖供水	家用热水	80 mm	84 mm	101 mm	80 mm	22	168.656	铁, 铸铁	10
管道类型: ACID HP 采暖供水	家用热水	100 mm	105 mm	108 mm	100 mm	CECS 171 - 1.0 MPa	10500	铜	6
管道类型: ACID HP 采暖供水	家用热水	125 mm	130 mm	133 mm	125 mm	CECS 171 - 1.0 MPa	13000	铜	2
管道类型: ACID HP 采暖供水	家用热水	200 mm	209 mm	230 mm	200 mm	22	418.084	铁, 铸铁	21
管道类型: ACID HP 采暖供水	家用热水	200 mm	211 mm	219 mm	200 mm	CECS 171 - 1.0 MPa	21100	铜	42
管道类型: ACID HP 采暖供水	家用热水	250 mm	259 mm	267 mm	250 mm	CECS 171 - 1.0 MPa	25900	铜	19
管道类型: ACID HP 采暖供水	家用热水	300 mm	315 mm	325 mm	300 mm	CECS 171 - 1.0 MPa	31500	铜	12
管道类型: ACID HP 采暖供水	家用热水	350 mm	340 mm	377 mm	350 mm	CECS 171 - 1.0 MPa	34000	铜	6
管道类型: ACID HP 采暖供水	家用冷水	20 mm	0 mm	0 mm	20 mm	22	0	铁, 铸铁	10
管道类型: ACID HP 采暖供水	家用冷水	20 mm	20 mm	22 mm	20 mm	CECS 171 - 1.0 MPa	2020	铜	30
管道类型: ACID HP 采暖供水	家用冷水	20 mm	21 mm	27 mm	20 mm	22	42.6	铁, 铸铁	586
管道类型: ACID HP 采暖供水	家用冷水	25 mm	27 mm	34 mm	25 mm	22	54.6	铁, 铸铁	166
管道类型: ACID HP 采暖供水	家用冷水	32 mm	42 mm	35 mm	32 mm	22	84.8	铁, 铸铁	140
管道类型: ACID HP 采暖供水	家用冷水	40 mm	40 mm	42 mm	40 mm	CECS 171 - 1.0 MPa	3960	铜	5
管道类型: ACID HP 采暖供水	家用冷水	40 mm	48 mm	41 mm	40 mm	22	96.6	铁, 铸铁	84
管道类型: ACID HP 采暖供水	家用冷水	50 mm	52 mm	54 mm	50 mm	CECS 171 - 1.0 MPa	5160	铜	20
管道类型: ACID HP 采暖供水	家用冷水	50 mm	53 mm	60 mm	50 mm	22	105.4	铁, 铸铁	71
管道类型: ACID HP 采暖供水	家用冷水	65 mm	65 mm	67 mm	65 mm	CECS 171 - 1.0 MPa	6460	铜	6
管道类型: ACID HP 采暖供水	家用冷水	70 mm	68 mm	76 mm	70 mm	22	136.2	铁, 铸铁	17
管道类型: ACID HP 采暖供水	家用冷水	80 mm	82 mm	85 mm	80 mm	CECS 171 - 1.0 MPa	8200	铜	11
管道类型: ACID HP 采暖供水	家用冷水	80 mm	84 mm	101 mm	80 mm	22	168.656	铁, 铸铁	11
管道类型: ACID HP 采暖供水	家用冷水	125 mm	130 mm	133 mm	125 mm	CECS 171 - 1.0 MPa	13000	铜	2
管道类型: ACID HP 采暖供水	家用冷水	200 mm	211 mm	219 mm	200 mm	CECS 171 - 1.0 MPa	21100	铜	51
管道类型: ACID HP 采暖供水	家用冷水	250 mm	259 mm	267 mm	250 mm	CECS 171 - 1.0 MPa	25900	铜	4
管道类型: ACID HP 采暖供水	家用冷水	300 mm	315 mm	325 mm	300 mm	CECS 171 - 1.0 MPa	31500	铜	5
管道类型: ACID HP 采暖供水	家用热水	20 mm	20 mm	22 mm	20 mm	CECS 171 - 1.0 MPa	2020	铜	4
管道类型: ACID HP 采暖供水	家用热水	20 mm	21 mm	27 mm	20 mm	22	42.6	铁, 铸铁	75
管道类型: ACID HP 采暖供水	家用热水	50 mm	53 mm	60 mm	50 mm	22	105.4	铁, 铸铁	1
管道类型: ACID PD 给水	家用冷水	15 mm	14 mm	15 mm	15 mm	CECS 171 - 1.0 MPa	1360	铜	10
管道类型: 标准	家用热水	20 mm	20 mm	22 mm	20 mm	CECS 171 - 1.0 MPa	2020	铜	2
总计: 2658									

总计:	2658
-----	------

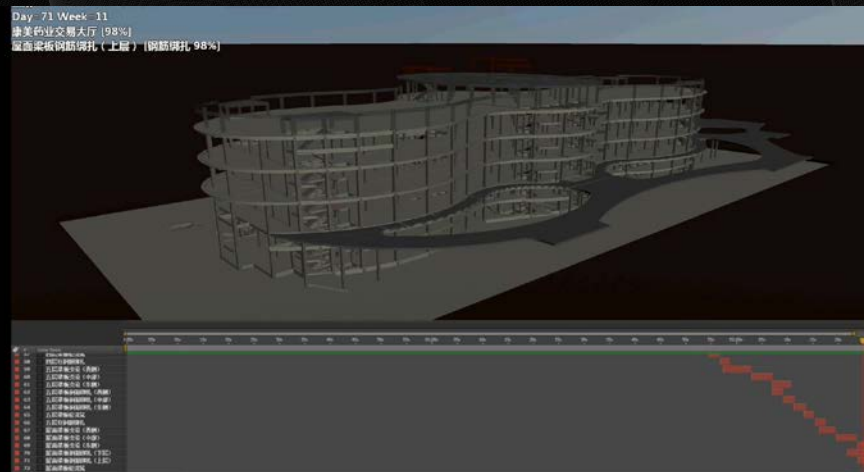


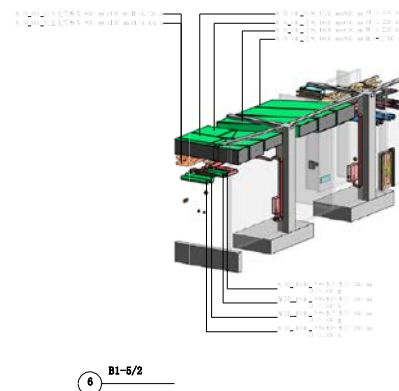
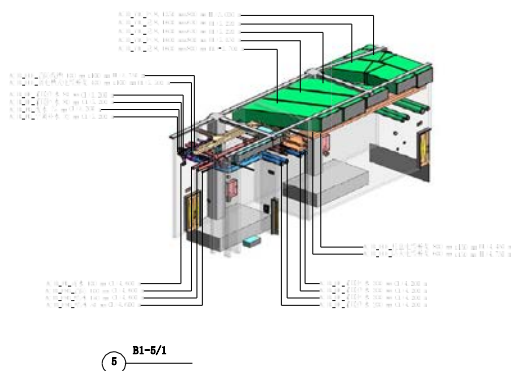
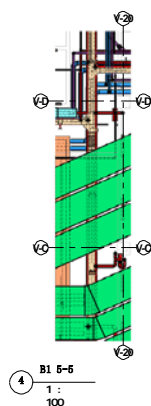
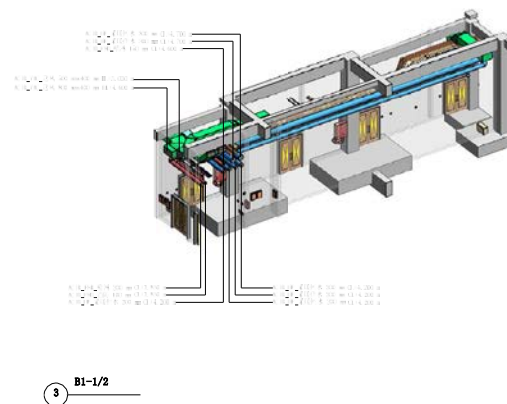
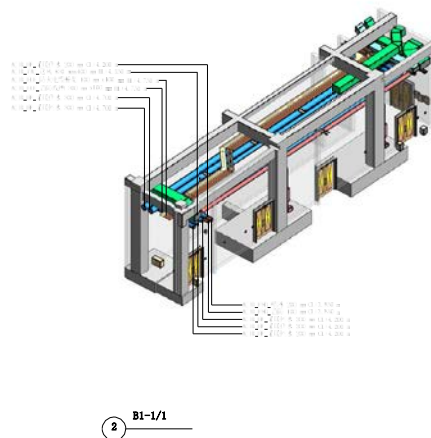
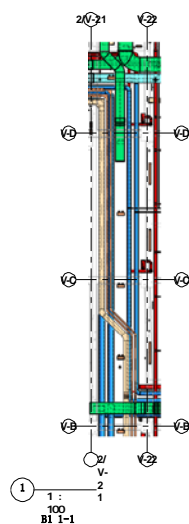


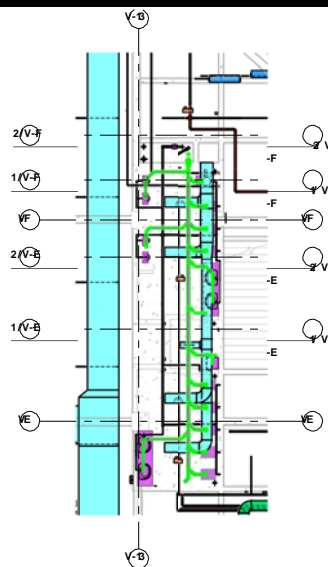
Day-56 Week-8
康美药业交易大厅 (77%)
柱间钢筋绑扎 (钢筋绑扎 15%)



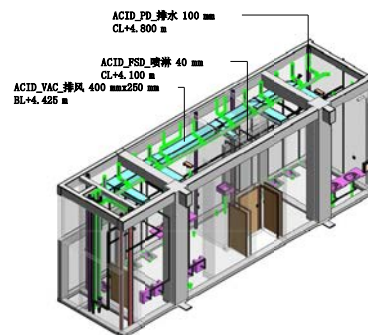
Day-71 Week-11
康美药业交易大厅 (98%)
屋面梁板钢筋绑扎 (上层) (钢筋绑扎 98%)







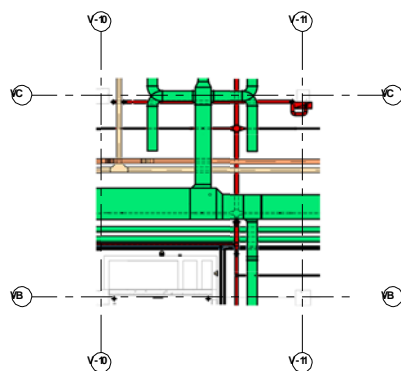
3F 卫生间
1 : 100



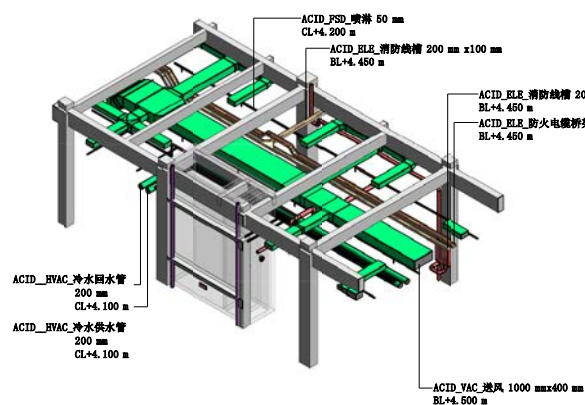
F3-卫生间1
2



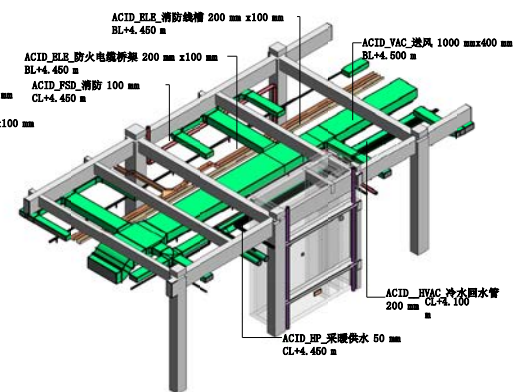
F3-卫生间2
4



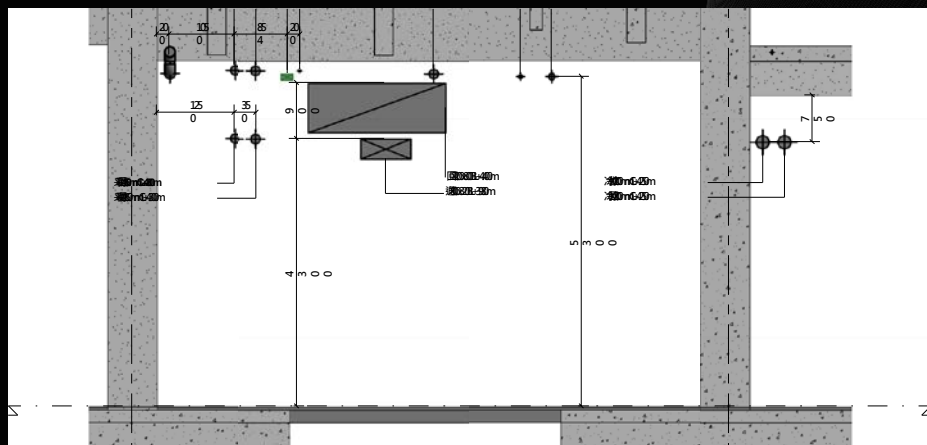
3F 1-1
1 : 100




F3-1/1
3



F3-1/2
1





Sanya – A Digital City

Client : Sanya Municipal People's Government

P.I.C. : David Fung

Period : 2013

Scope : Scanning the roads, greened areas and buildings of the city with Point Cloud Technology. The scanning speed can be up to 50,000 points per second with less than 3mm deviation. The scanned area is as large as 300m. The generated point cloud data has been output to BIM software for model building and restoration in the virtual world. Such application took BIM to a whole new level and granted BIM a revolutionary concept, CIM (City Information Modelling), which can be applied in municipal management, city planning and traffic dispersion. Integrating with the data of drainage and electricity provided by the government departments, viewable objects (e.g. buildings, trees) and the non-viewable objects (e.g. underground drainage system, electricity system) in reality can be combined so as to provide accurate information on the roads and pipelines enhancement.



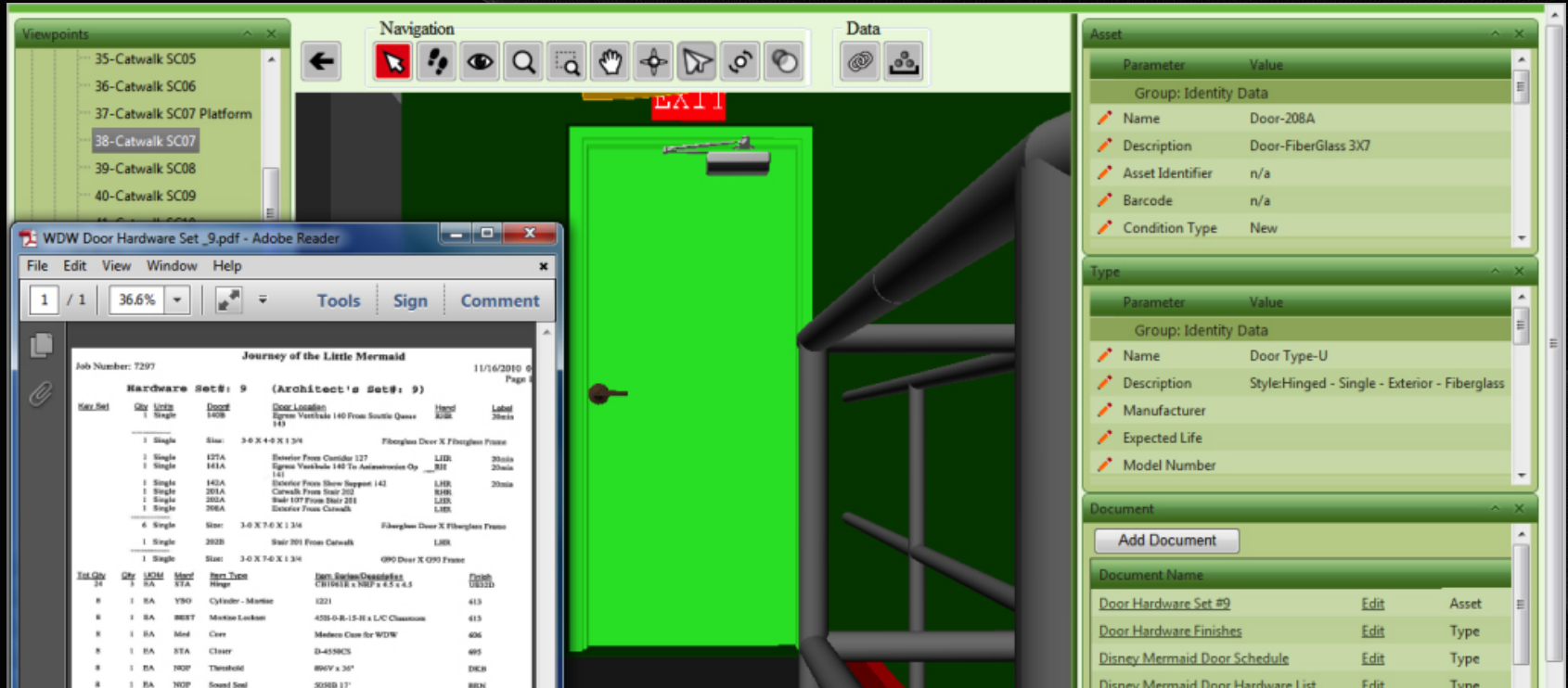
Photogrammetry and Laser Scanning Service

Client : Hong Kong Private Developer

P.I.C. : David Fung

Period : 2014

Scope : Photos of high profile buildings which captured by Unmanned Aerial Vehicles can be generated into point cloud data then BIM models. The accuracy of photogrammetry is inevitably affected by photo quality, however, as photogrammetry allows a prompt collection of a large number of architectural photos from the sky or inaccessible areas, it has undoubtedly become the first choice for restoring the city landscape and historical buildings.



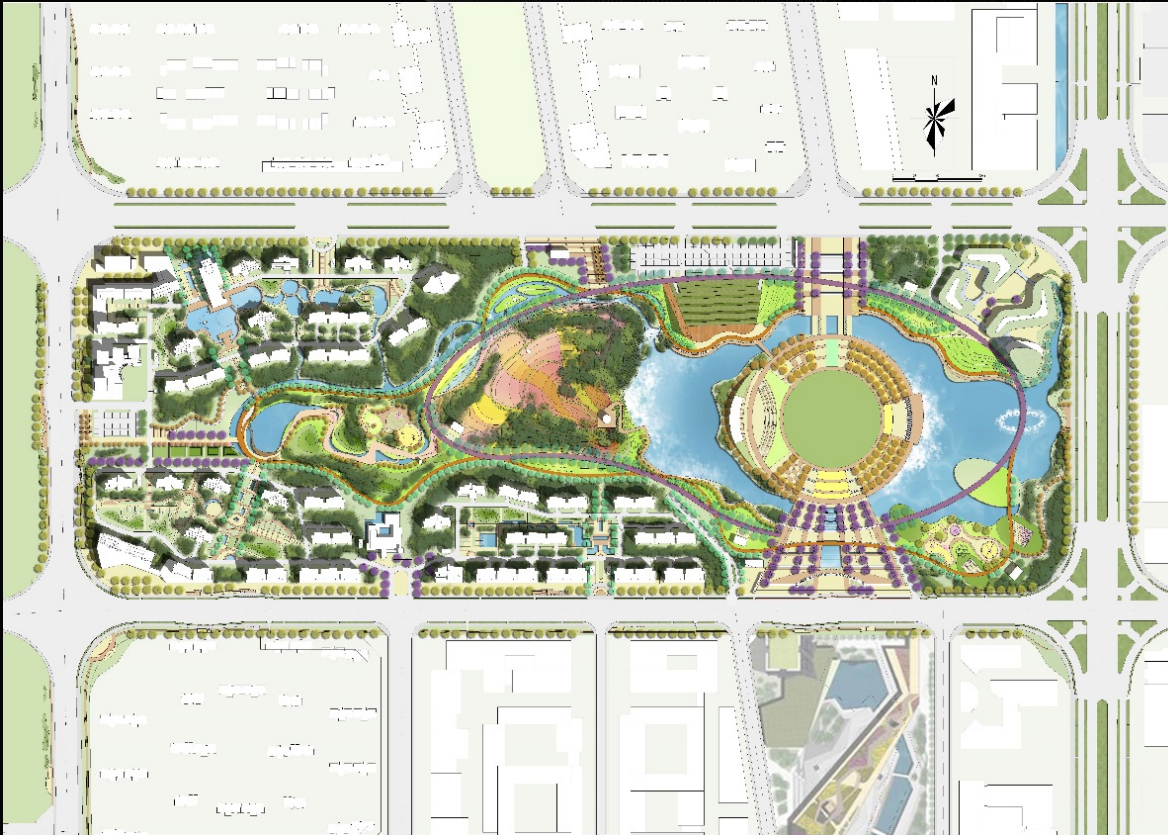
EMSD Management Project

Client : EMSD

P.I.C. : David Fung

Period : 2014

Scope : Building BIM models with existing information and programming architectural management and maintenance with property management software. When problems arise, the causes and the solutions can be identified immediately with the help of the program. It will be extensively applied in hospital management.



ZouCheng Project

Client : ZouCheng People's Government

P.I.C. : David Fung

Period : 2015-

Scope : Combining the residential and commercial development, together with park and community amenities, this is one of the largest residential developments in ZouCheng. The total area is 462,000 sq.m. with a total construction area of 336,000 sq.m.



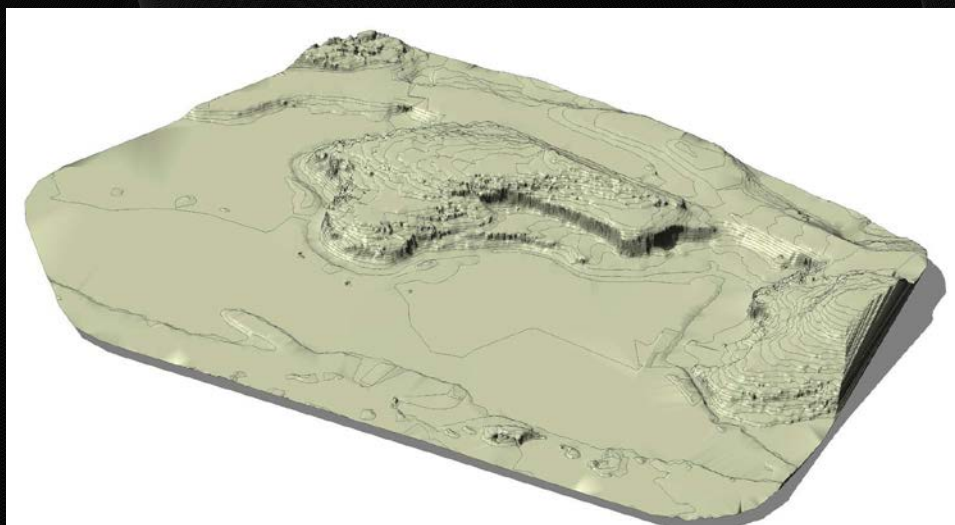

Yili Shanhaisong Project, Qinzhou City

Client : Guangxi Binhai City Development Co. Ltd.

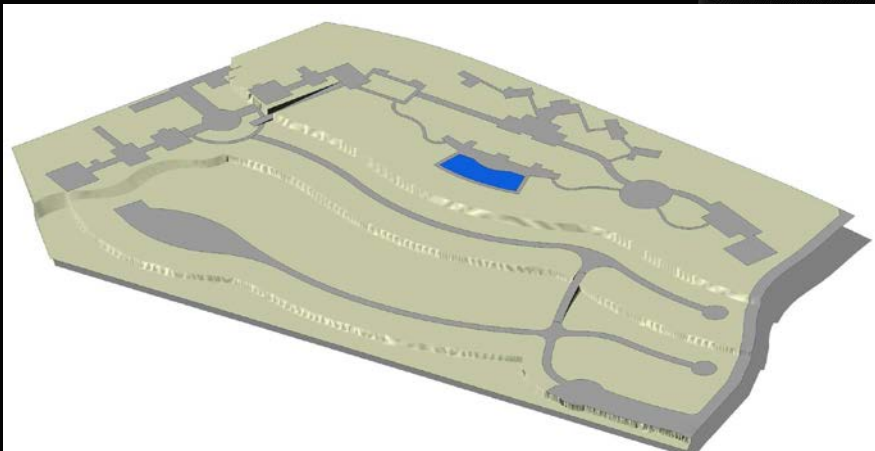
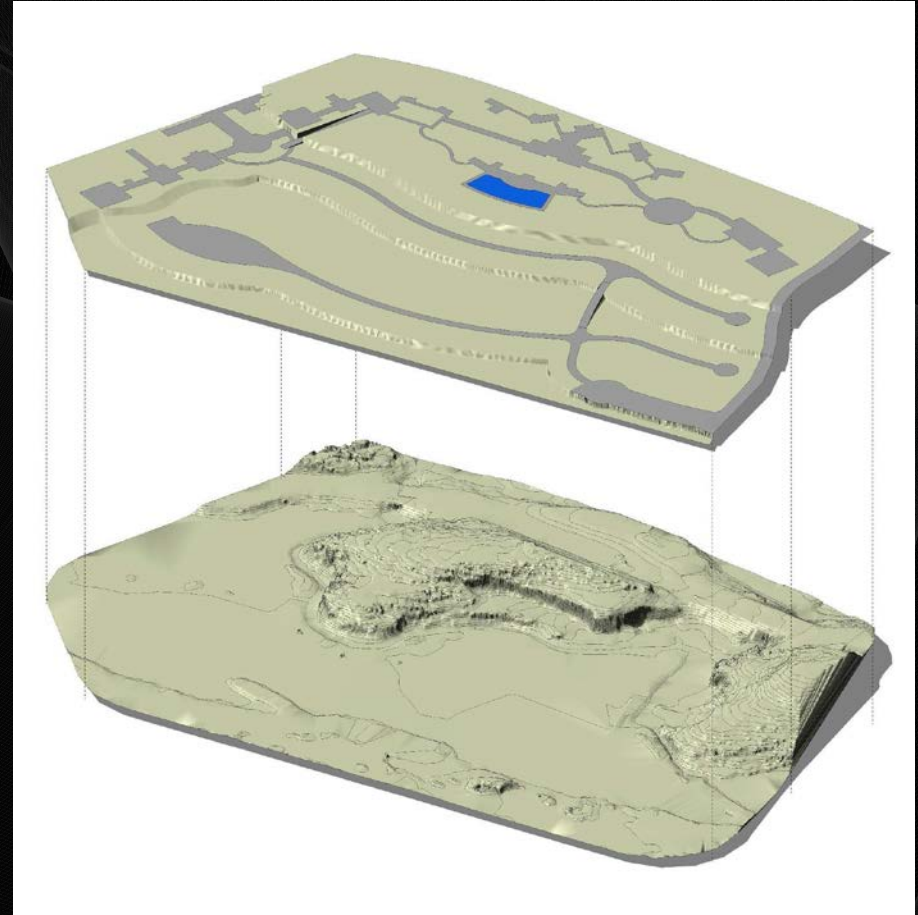
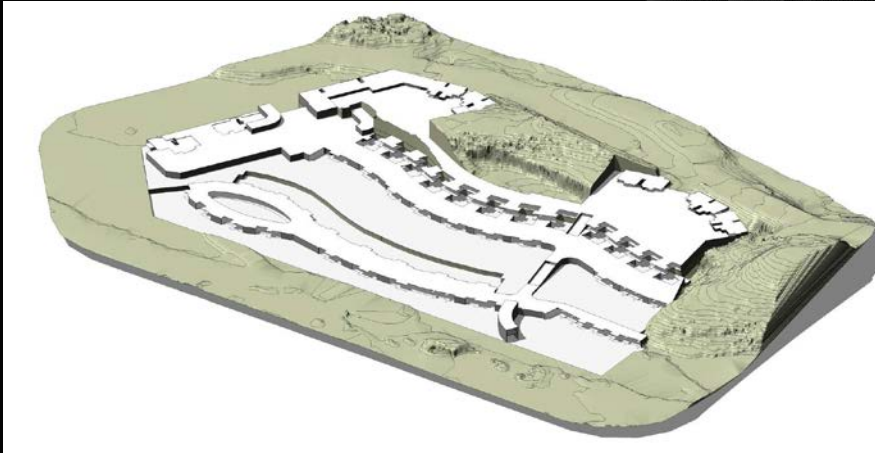
P.I.C. : Mu Wei

Period : 2014-

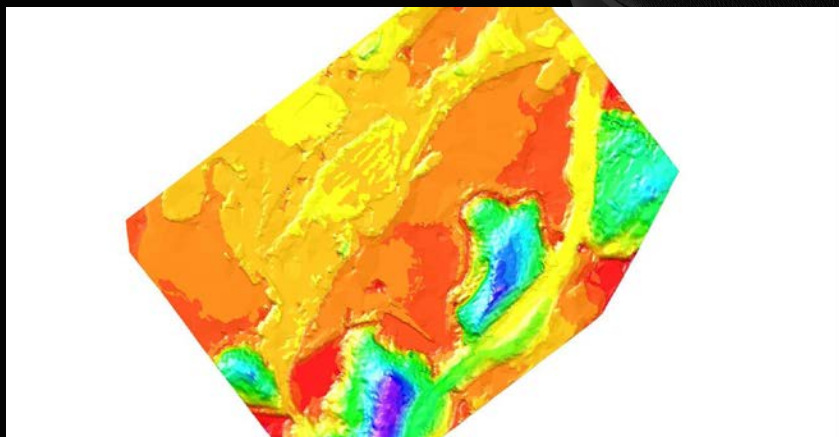
Scope : Consists of hotel, clubhouse and golf course with consistent planning, so as to increase the overall value. The total area of 186,000 sq.m., the plot ratio of 0.9 - 1.3 with total construction area more than 200,000 sq.m. Full services include feasibility analysis, project planning, construction drawings design, construction management and property management.



Photogrammetry



Site Analysis



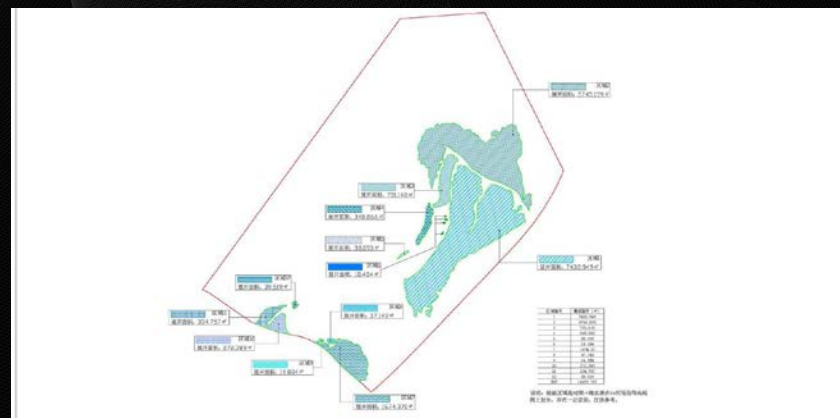
场地汇水分析



场地植被表面积统计




现状场地高程和设计高程对比



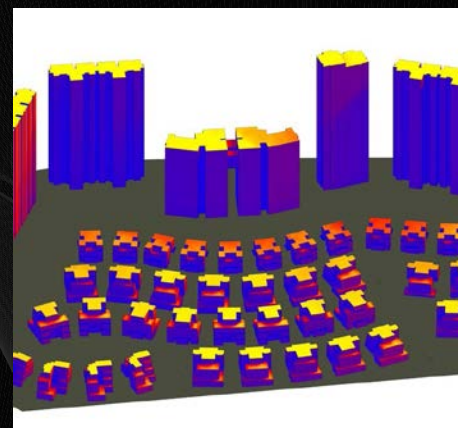
场地任意断面生成




设计方案



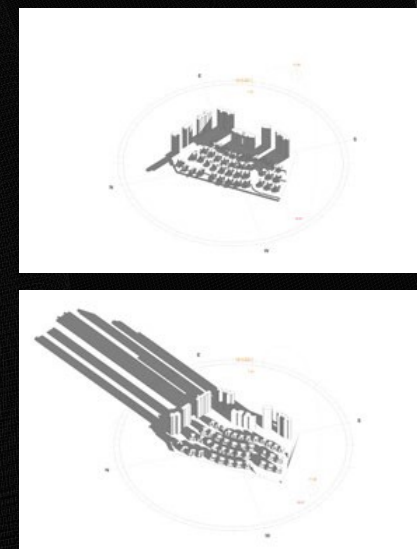
场地风环境分析



日照辐射分析



日照遮挡分析





户型A-1



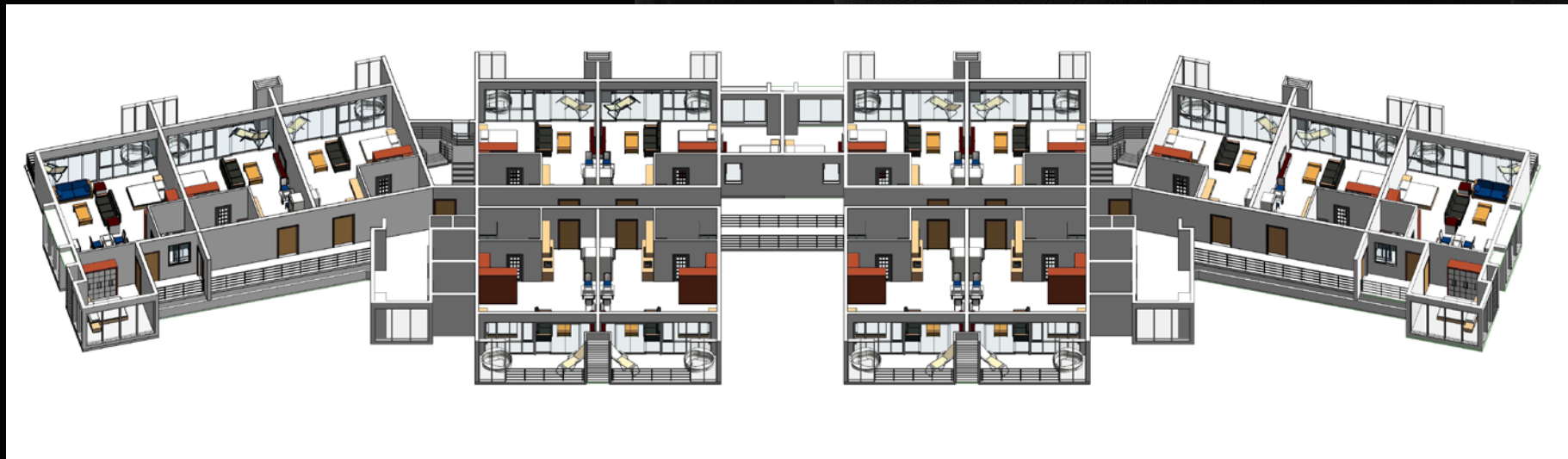
户型 A-2



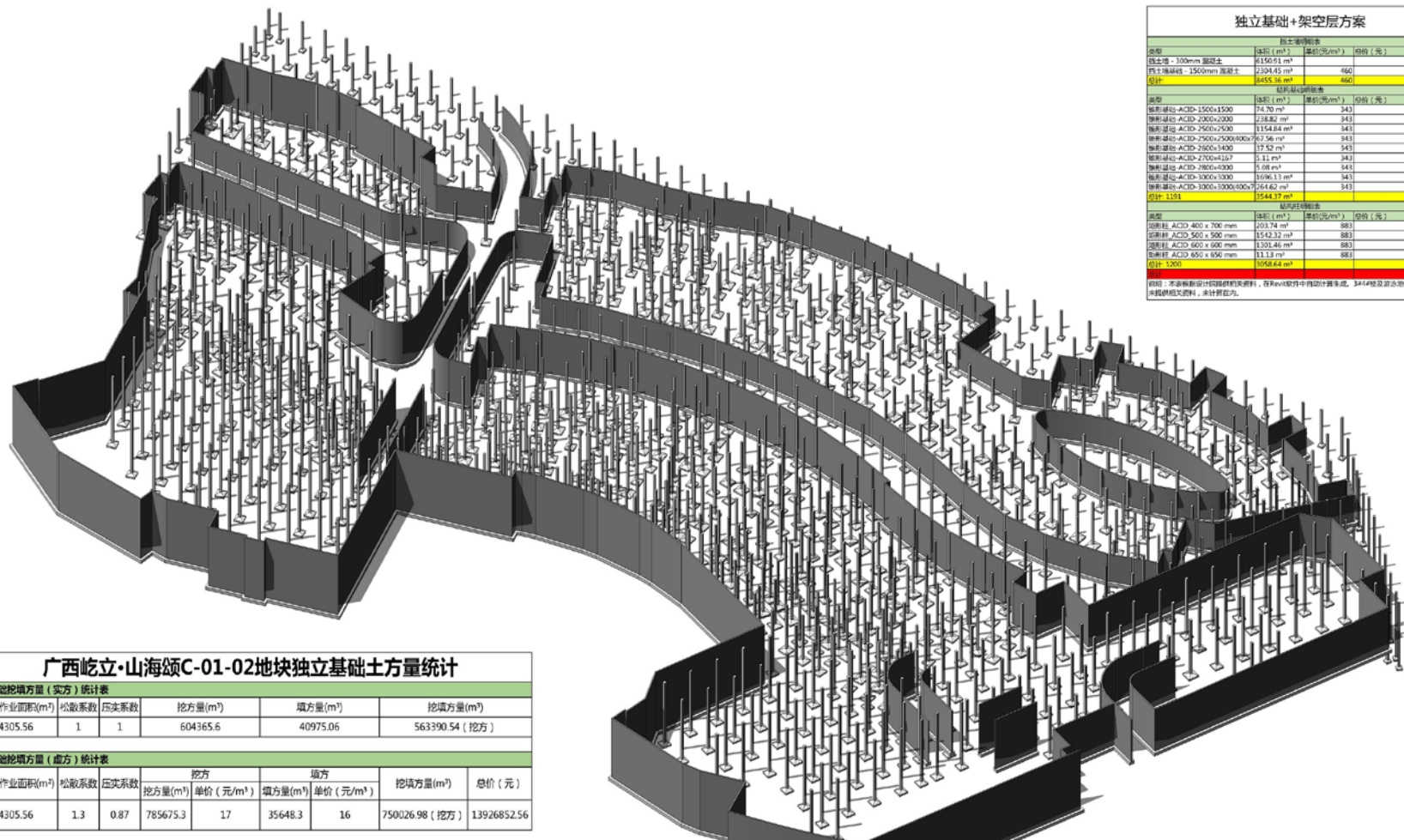
复式户型 1



复式户型 2

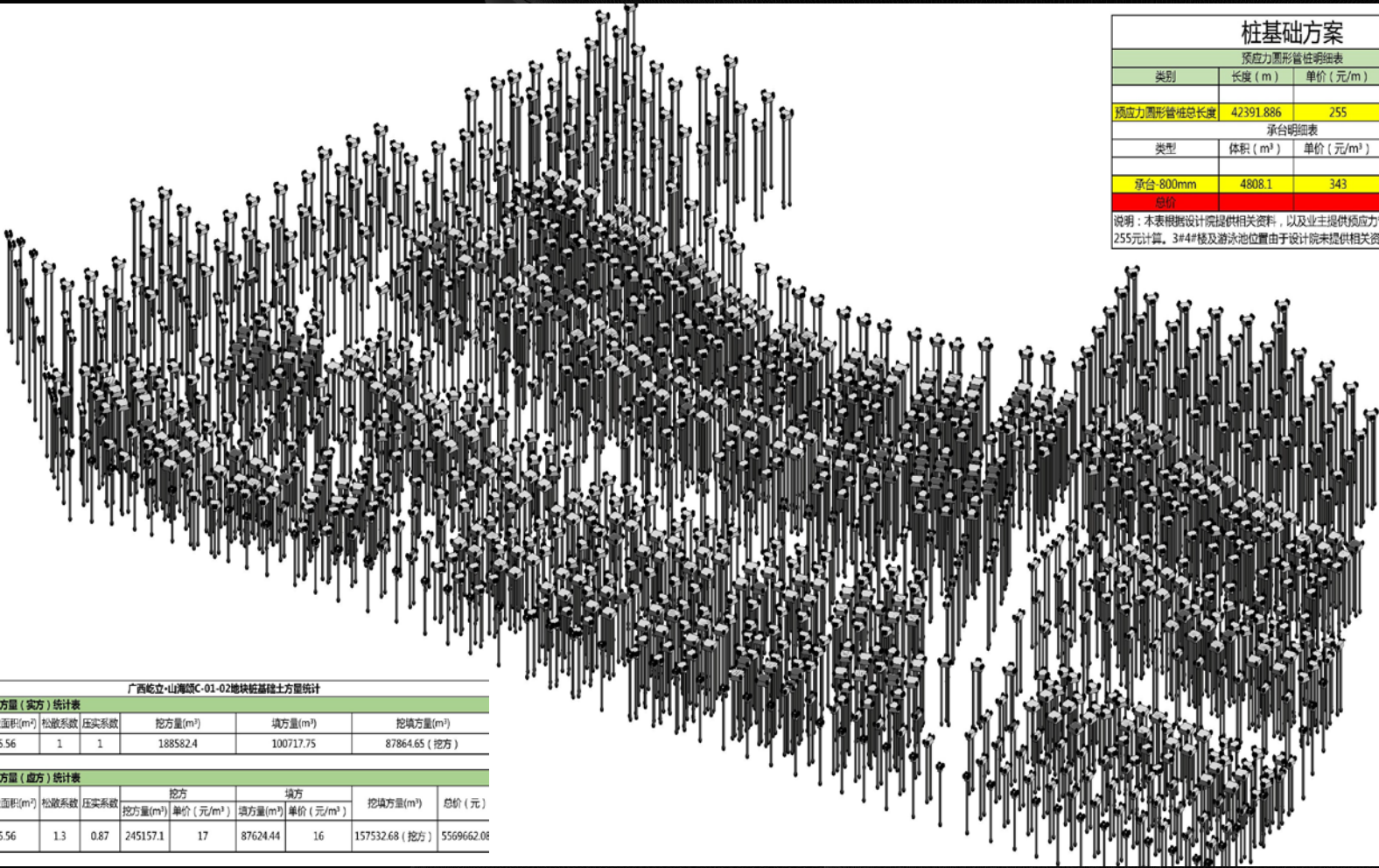


花园洋房标准层



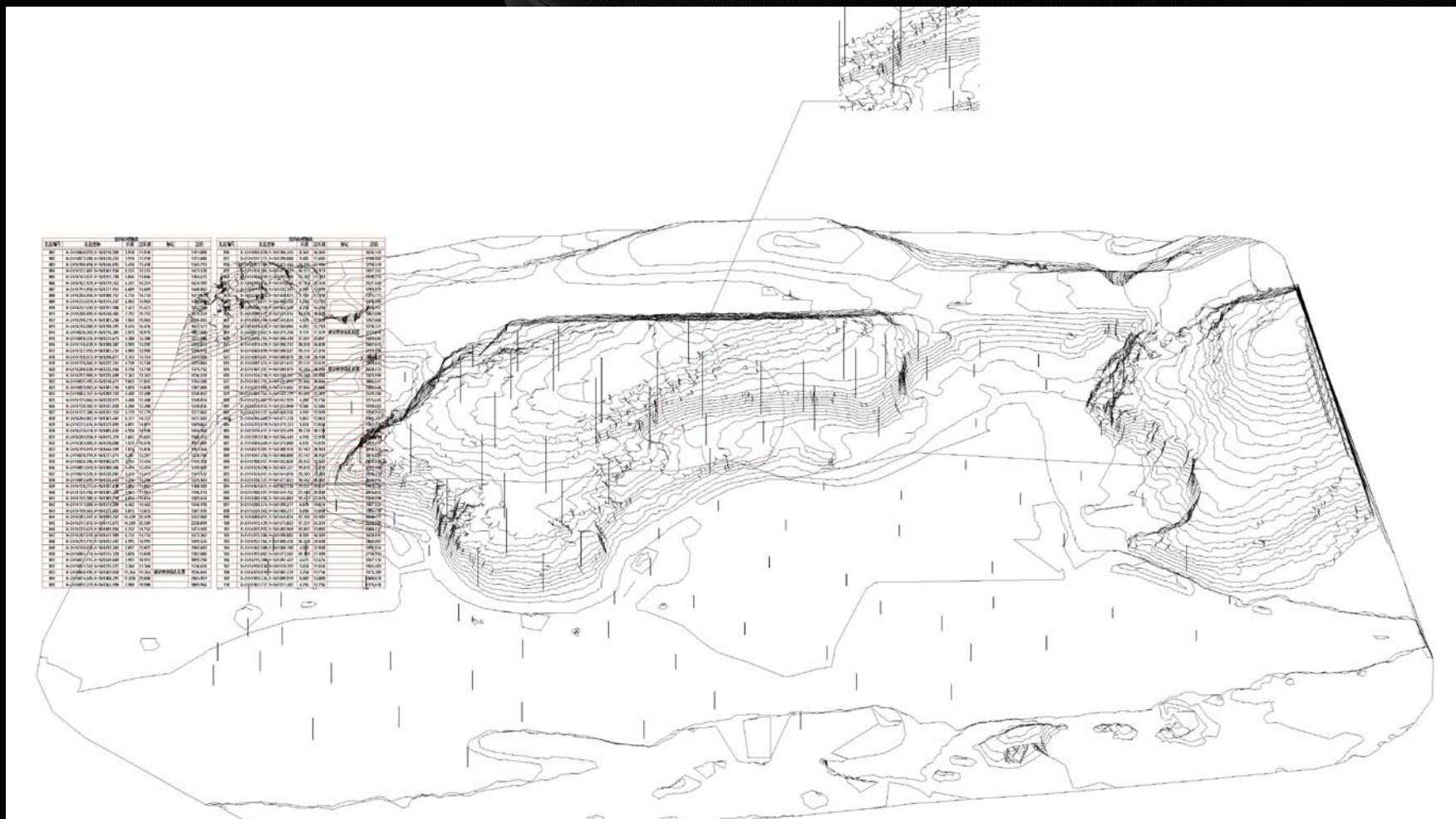
独立基础 + 架空层地基处理方案

桩基础方案			
预应力圆形管桩明细表			
类别	长度 (m)	单价 (元/m)	合计 (元)
预应力圆形管桩总长度	42391.886	255	10809930.93
承台明细表			
类型	体积 (m³)	单价 (元/m³)	合计 (元)
承台-800mm	4808.1	343	1649178.3
总价			12459109.23
说明：本表根据设计院提供相关资料，以及业主提供预应力管桩报价单，取每米255元计算。3#4#楼及游泳池位置由于设计院未提供相关资料，未计算在内。			



广西屹立·山海颂C-01-02地块桩基础土方量统计						
基础挖填方量（实方）统计表						
挖填方作业面积(m²)	松散系数	压实系数	挖方量(m³)	填方量(m³)	挖填方量(m³)	
74305.56	1	1	188582.4	100717.75	87864.65（挖方）	
基础挖填方量（虚方）统计表						
挖填方作业面积(m²)	松散系数	压实系数	挖方		填方	
			挖方量(m³)	单价（元/m³）	填方量(m³)	单价（元/m³）
74305.56	1.3	0.87	245157.1	17	87624.44	16
					157532.68（挖方）	5569662.08

桩基地基处理方案



详勘钻孔造价估算



设计方案对比-销售价格估算



设计方案对比-销售价格估算

建築結構尺寸
(請參閱售樓說明書平面圖)
Structural dimensions
(Please see floor plan of
sales brochure)

實用面積40.7平方米
(詳情請參閱售樓說明書)
Saleable Area 40.7 sq.m.
(Please see sales brochure for details)



建築結構尺寸
(請參閱售樓說明書平面圖)
Structural dimensions
(Please see floor plan of
sales brochure)



HKHA HOS Project – Video and 3D Printing from BIM


Client : Hong Kong Housing Authority

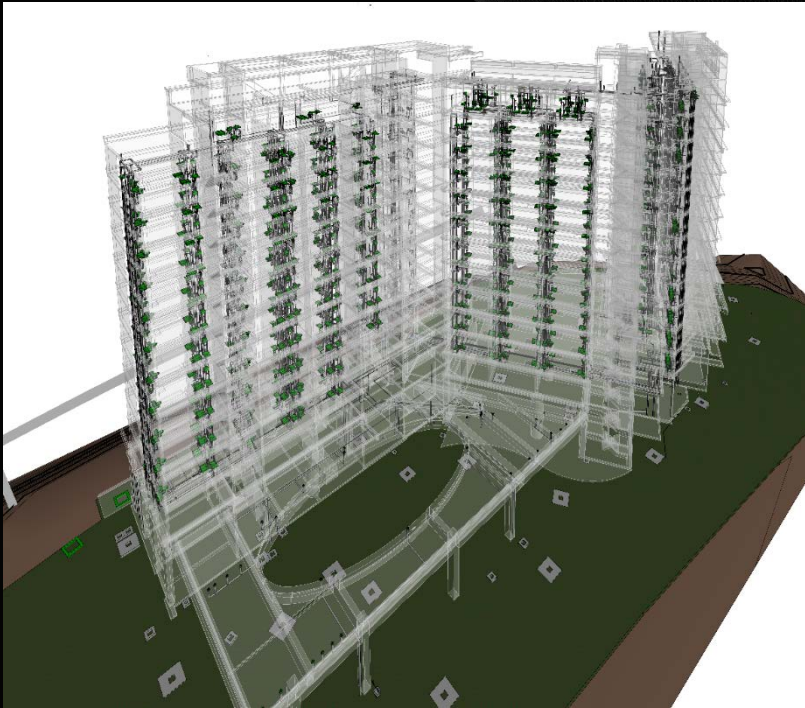
P.I.C. : Samantha Hu

Period : 2014

Scope : BIM models are built for two typical flats in HKHA HOS Project based on the existing drawings. With rendering and post-production processes, perspectives and 3D animation are produced.

Output of BIM models to 3D printing technology provides a fast and accurate way of bringing virtual models into reality.







VTC Student Dormitory

Client : Vocational Training Council

P.I.C. : Samantha Hu

Period : 2014-

Scope : BIM models for architecture, structure and MEP were built to check CSD, clash report to be generated from Glue. Models were exported to Navisworks for 4D construction management and to generate 6 videos to present the construction methodology.






HERITAGE INFORMATION MODELLING

VICTORIA PEAK FIRE STATION





Point Cloud

BIM Process

Visualization

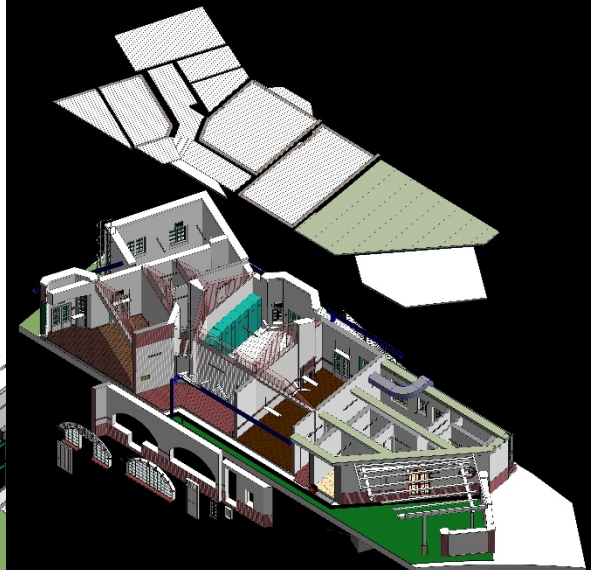
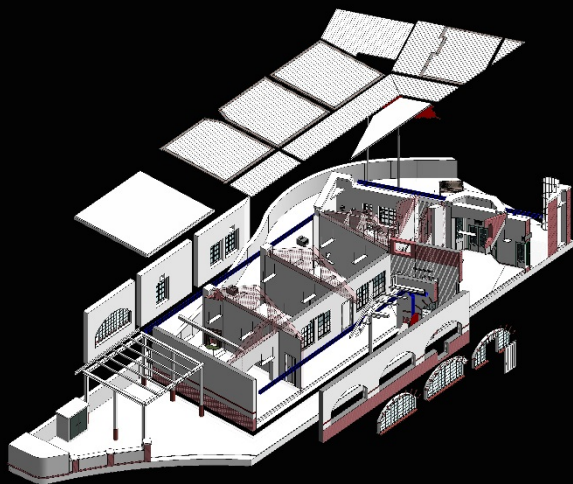
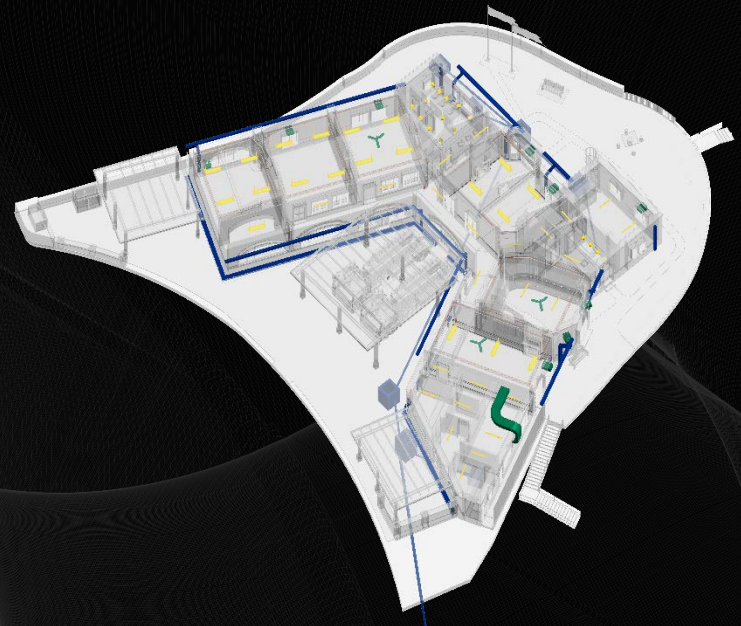


RENDERING

BIM MODEL

POINT CLOUD

REALITY



AUTODESK® BIM 360™ GLUE® Acid_demo > Demo Student Dormitory > Merge-8F

Feedback



Markups

+ Add

<input type="checkbox"/>	PD004	Samantha Hu	12/23/14 6:00 PM
<input type="checkbox"/>	PD003	Samantha Hu	12/23/14 5:57 PM
<input type="checkbox"/>	PD002	Samantha Hu	12/23/14 5:56 PM
<input type="checkbox"/>	PD001	Samantha Hu	12/23/14 5:50 PM
<input type="checkbox"/>	FS002	Samantha Hu	12/23/14 5:17 PM
<input type="checkbox"/>	FS001	Samantha Hu	12/23/14 5:13 PM
<input type="checkbox"/>	M010	Samantha Hu	12/23/14 4:57 PM
<input type="checkbox"/>	M009	Samantha Hu	12/23/14 4:55 PM
<input type="checkbox"/>	M008	Samantha Hu	12/23/14 4:54 PM
<input type="checkbox"/>	M007	Samantha Hu	12/23/14 4:16 PM
<input type="checkbox"/>	M006	Samantha Hu	12/23/14 4:15 PM
<input type="checkbox"/>	M005	Samantha Hu	12/23/14 4:13 PM

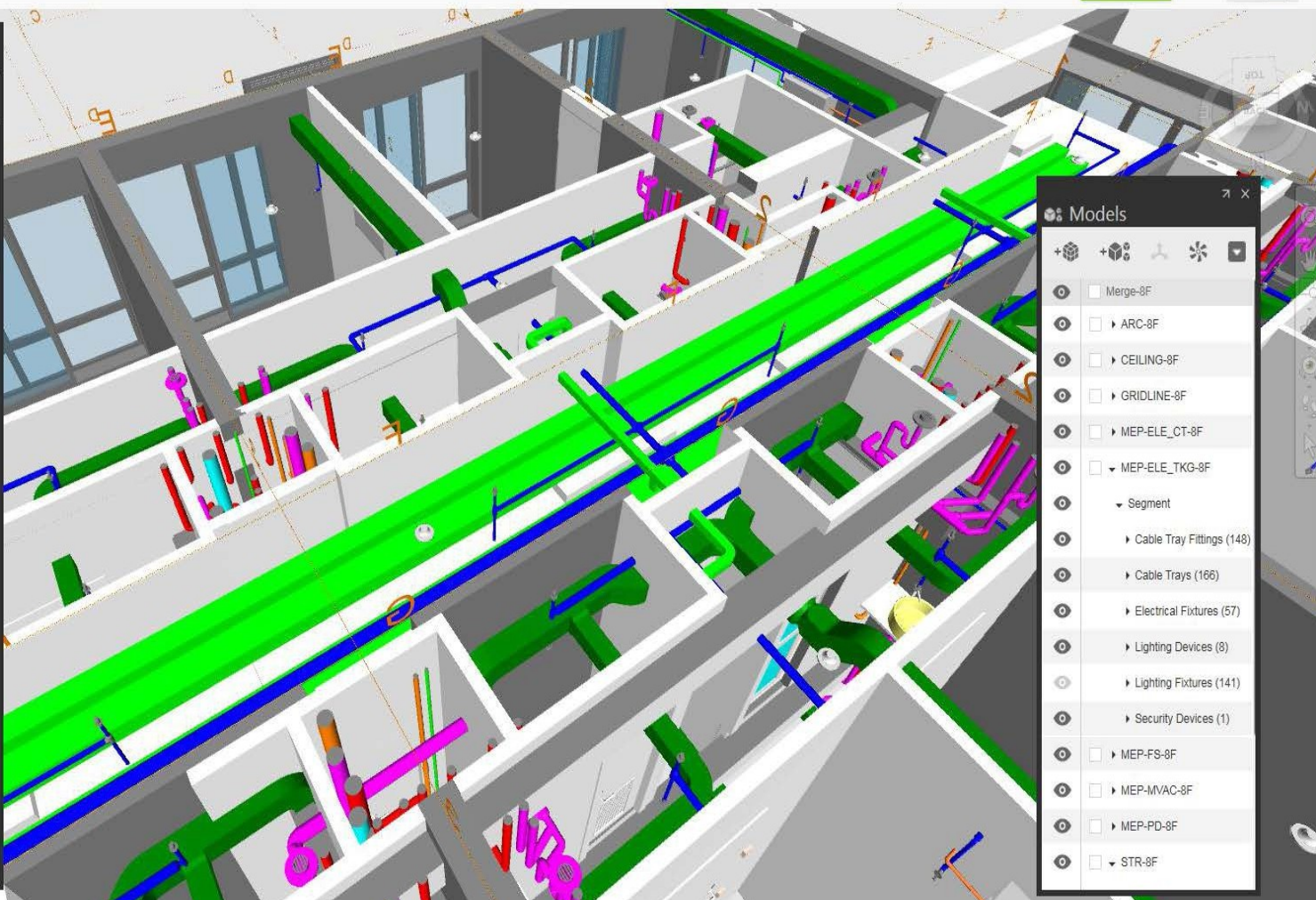
Models

- ☐ Compound Ceiling [1]
- ☐ Compound Ceiling [1]
- ☐ Compound Ceiling [1]
- ☐ Compound Ceiling [1]
- ☐ Compound Ceiling [1]
- ☐ Compound Ceiling [1]
- ☐ Electrical Equipment (34)
- ☐ Fire Alarm Devices (13)
- ☐ Lighting Fixtures (63)
- ☐ Sprinklers (43)
- ☐ ☐ GRIDLINE-8F
- ☐ ☐ MEP-ELE_CT-8F
- ☐ ☐ MEP-ELE_TKG-8F
- ☐ ☐ MEP-FS-8F
- ☐ ☐ MEP-MVAC-8F
- ☐ ☐ MEP-PD-8F
- ☐ ☐ STR-8F

AUTODESK® BIM 360™ GLUE® Acid_demo > Demo Student Dormitory > Merge-8F

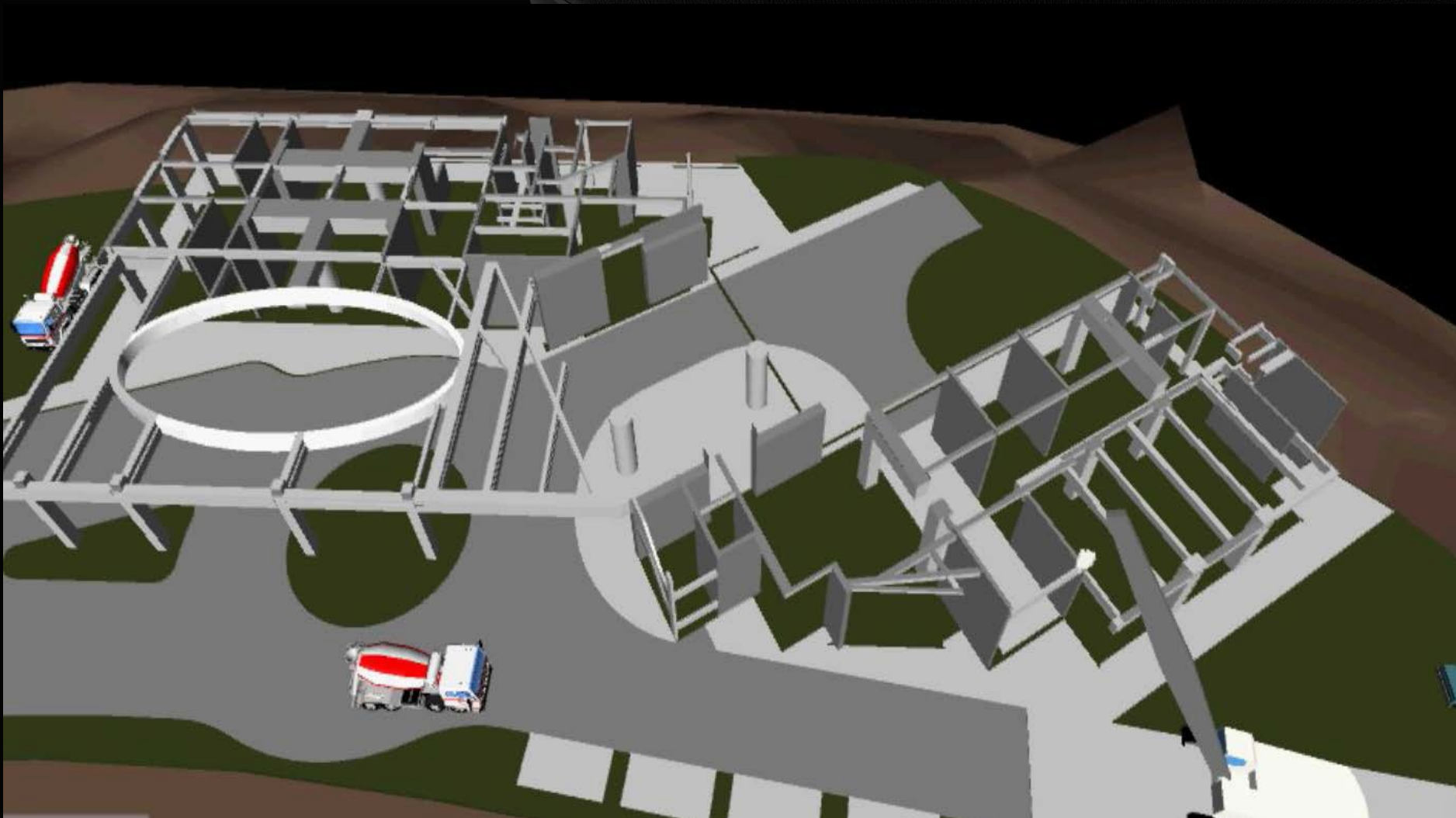
Feedback



Markups		
+ Add		
<input type="checkbox"/>	PD001	12/23/14 5:50 PM
<input type="checkbox"/>	FS002	12/23/14 5:17 PM
<input type="checkbox"/>	FS001	12/23/14 5:13 PM
<input type="checkbox"/>	M010	12/23/14 4:57 PM
<input type="checkbox"/>	M009	12/23/14 4:55 PM
<input type="checkbox"/>	M008	12/23/14 4:54 PM
<input type="checkbox"/>	M007	12/23/14 4:16 PM
<input type="checkbox"/>	M006	12/23/14 4:15 PM
<input type="checkbox"/>	M005	12/23/14 4:13 PM
<input type="checkbox"/>	M004	12/23/14 4:12 PM
<input type="checkbox"/>	M003	12/23/14 3:55 PM
<input type="checkbox"/>	M002	12/19/14 6:22 PM



Models	
<input type="checkbox"/>	Merge-8F
<input type="checkbox"/>	ARC-8F
<input type="checkbox"/>	CEILING-8F
<input type="checkbox"/>	GRIDLINE-8F
<input type="checkbox"/>	MEP-ELE_CT-8F
<input type="checkbox"/>	MEP-ELE_TKG-8F
<input type="checkbox"/>	Segment
<input type="checkbox"/>	Cable Tray Fittings (148)
<input type="checkbox"/>	Cable Trays (166)
<input type="checkbox"/>	Electrical Fixtures (57)
<input type="checkbox"/>	Lighting Devices (8)
<input type="checkbox"/>	Lighting Fixtures (141)
<input type="checkbox"/>	Security Devices (1)
<input type="checkbox"/>	MEP-FS-8F
<input type="checkbox"/>	MEP-MVAC-8F
<input type="checkbox"/>	MEP-PD-8F
<input type="checkbox"/>	STR-8F







Twin Commercial Tower, Pottinger Street, Henderson

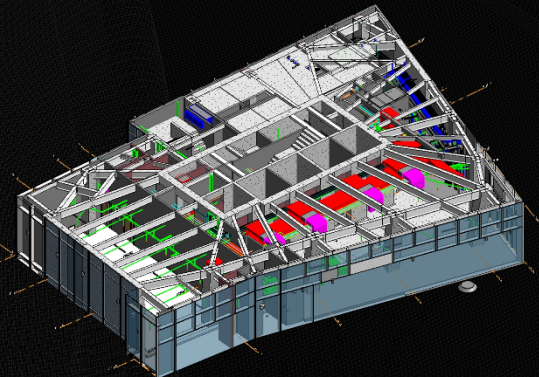
Client : Henderson (恒基兆业地产发展有限公司)

P.I.C. : Samantha Hu

Period : 2014-

Scope : The building locates in Central, Hong Kong, as the plot ratio in HK is not allow to greater than 15 for non-commercial building, the total GFA is 12,634.251 sq.m. for this site which area is 842.251 sq.m.

Several teams involved in the project in different locations and share the cloud platform. Client, designer and consultant work with cloud to co-ordinate, monitor the program.



aconex

Pottinger St Trial

ACID — Ms Samantha Hu

Logout

Cross Project Search

Help

Tasks

BIM

Documents

Mail

Directory

Setup

Model Stacks

Comments

Selected models

3

+

Add

Refresh

P15002_High Block_FAC	IFC	8 Apr 2015
P15002_High Block_ARC	IFC	27 Jan 2015
P15002_High Block_STR	IFC	27 Jan 2015
P15002_Site	IFC	27 Jan 2015
P15002_Low Block_ARC	IFC	16 Mar 2015
P15002_Low Block_STR	IFC	16 Mar 2015
P15002_Gridline	IFC	27 Jan 2015

Orbit

Mail

Comments

Section

ACIDBIM-DQ-000001

Reply

Reply all

Open in Mail

New mail

Explorer

Spatial Structure

Types

P15002_High Block_STR

P15002_High Block_ARC

P15002_High Block_FAC

0001 (#94)

Default (#387285)

IfcBuilding (#104)

1/F (#127)

10/F (#181)

11/F (#187)

12/F (#193)

13/F (#199)

14/F (#205)

15/F (#211)

16/F (#217)

17/F (#223)

18/F (#229)

19/F (#235)

2/F (#133)

20/F (#241)

21/F (#247)

22/F (#253)

3/F (#139)

4/F (#145)

5/F (#151)

6/F (#157)

7/F (#163)

8/F (#169)

9/F (#175)

LG/F (#115)

ROOF (#259)

← → ↻ <https://hk1.aconex.com/Login> 🔍 ☆ ☰

aconex Pottinger St Trial ▾ ACID — Ms Samantha Hu Logout 🔍 Cross Project Search Help


✓ Tasks **BIM** Documents Mail Directory Setup

☰ Model Stacks BETA Comments Selected models: 6 Orbit Mail Comments Section

+

Add Refresh

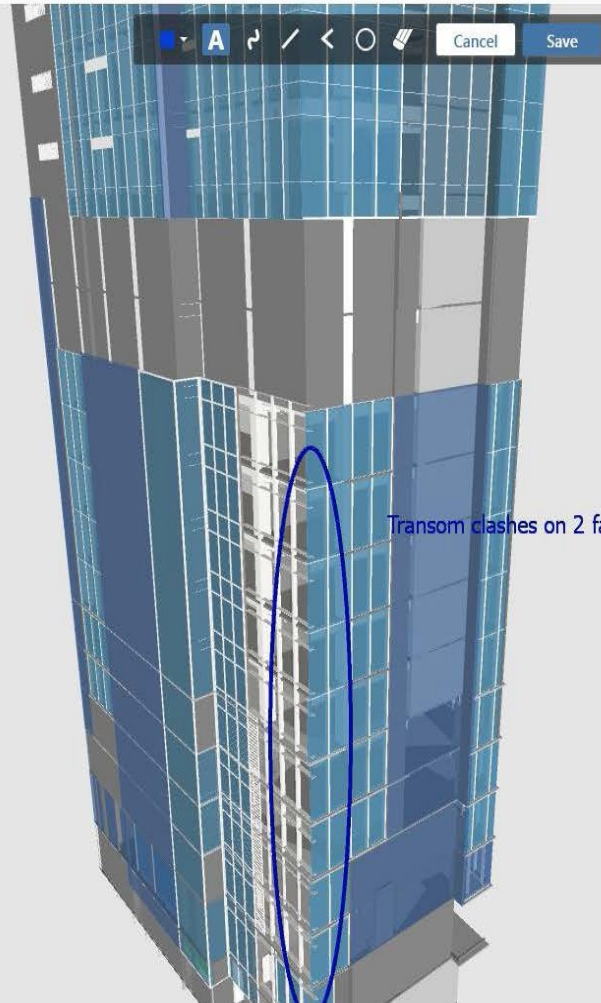
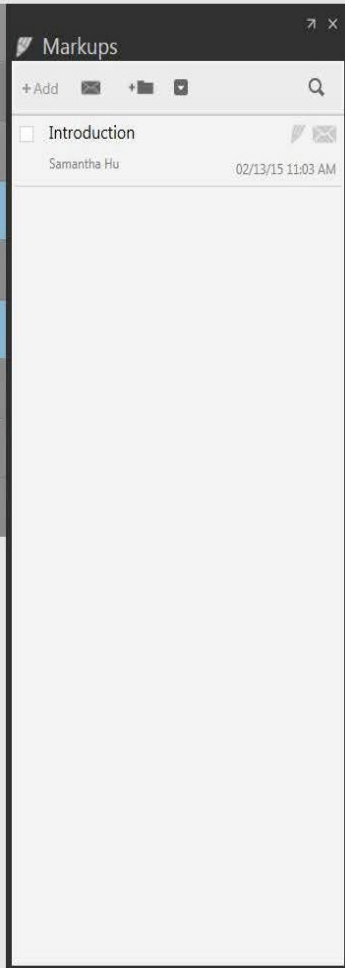
P15002_High Block_FAC	IFC	8 Apr 2015
P15002_High Block_ARC	IFC	27 Jan 2015
P15002_High Block_STR	IFC	27 Jan 2015
P15002_Site	IFC	27 Jan 2015
P15002_Low Block_ARC	IFC	16 Mar 2015
P15002_Low Block_STR	IFC	16 Mar 2015
P15002_Gridline	IFC	27 Jan 2015
HIM_VPFS_ARC	IFC	26 Feb 2015
HIM_VPFS_MEP	IFC	26 Feb 2015
P14035_Low Block_FAC	IFC	16 Mar 2015
HIM_VPFS_Roof	IFC	26 Feb 2015
HIM_VPFS_Site	IFC	26 Feb 2015



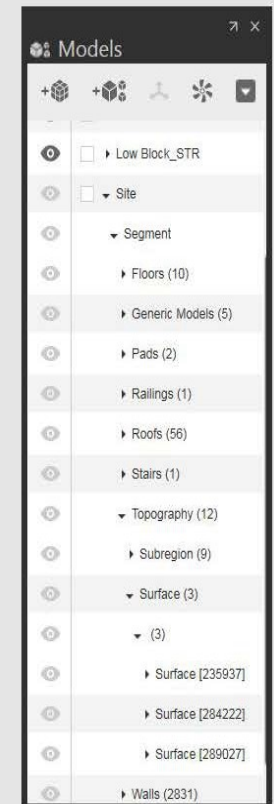
Explorer

Spatial Structure Types

- P15002_High Block_FAC
- P15002_High Block_ARC
- P15002_High Block_STR
- P15002_Low Block_ARC
- P15002_Low Block_STR
- P14035_Low Block_FAC
 - 0001 (#94) 1346
 - Default (#112691) 1345
 - IfcBuilding (#104) 1344
 - LB 1/F (#121) 1010
 - LB 10/F (#175) 8
 - LB 2/F (#127) 35
 - LB 3/F (#133) 49
 - LB 4/F (#139) 3
 - LB 5/F (#145) 3
 - LB 6/F (#151) 75
 - LB 7/F (#157) 82
 - LB 8/F (#163) 40
 - LB 9/F (#169) 9
 - LB G/F (#115) 24
 - LB R/F (#181) 5



Transom clashes on 2 facades





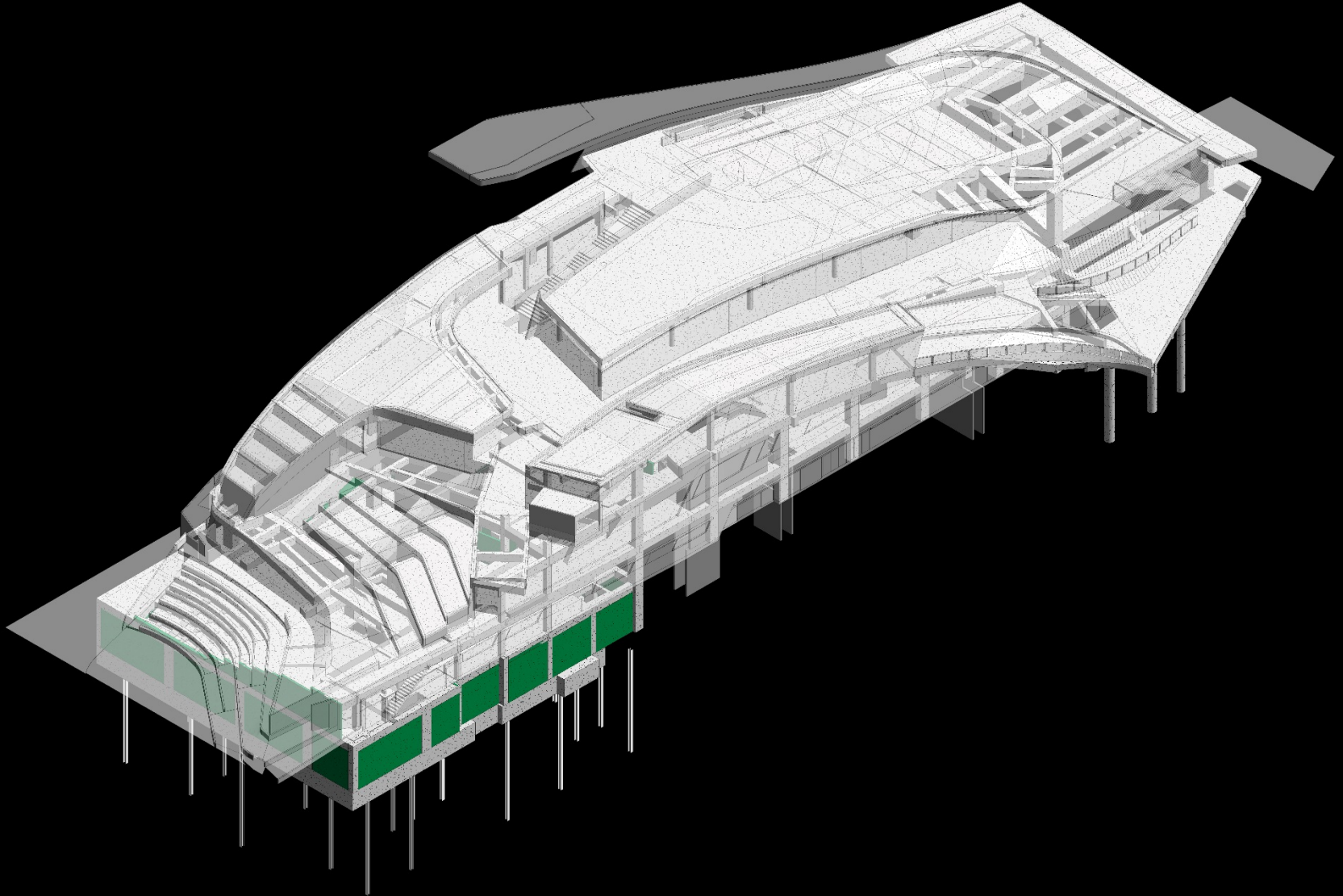
Redevelopment of Block X, the Hong Kong Polytechnic University

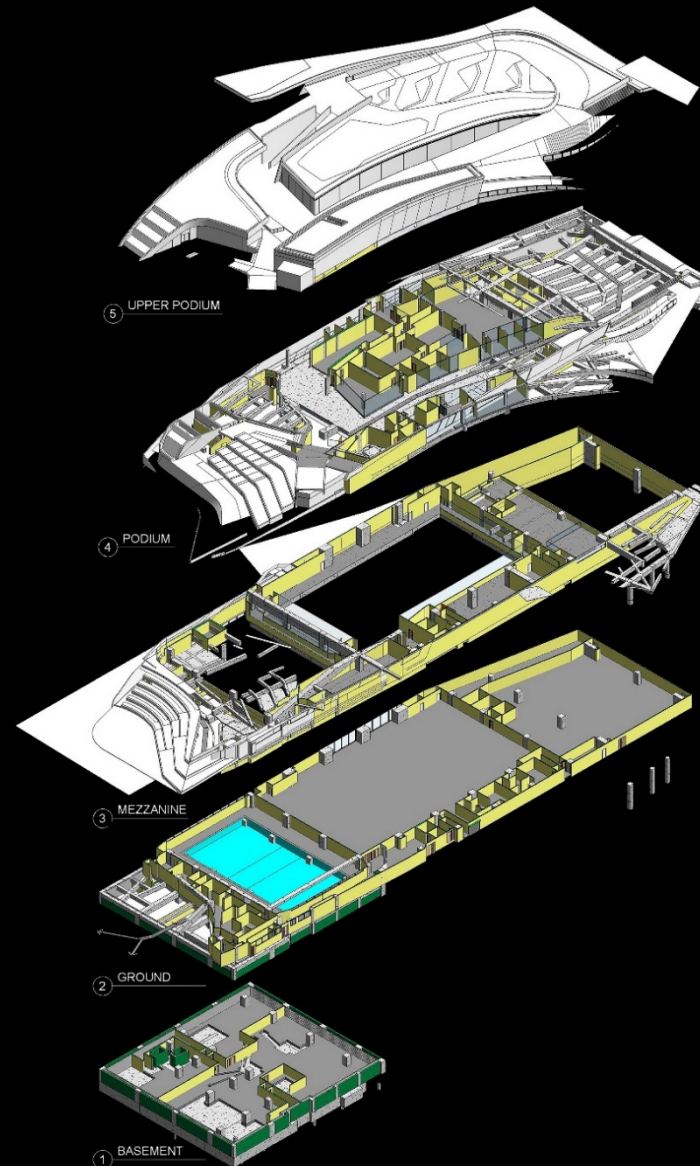
Client : Andrew Lee King Fun & Associates Architects Ltd.

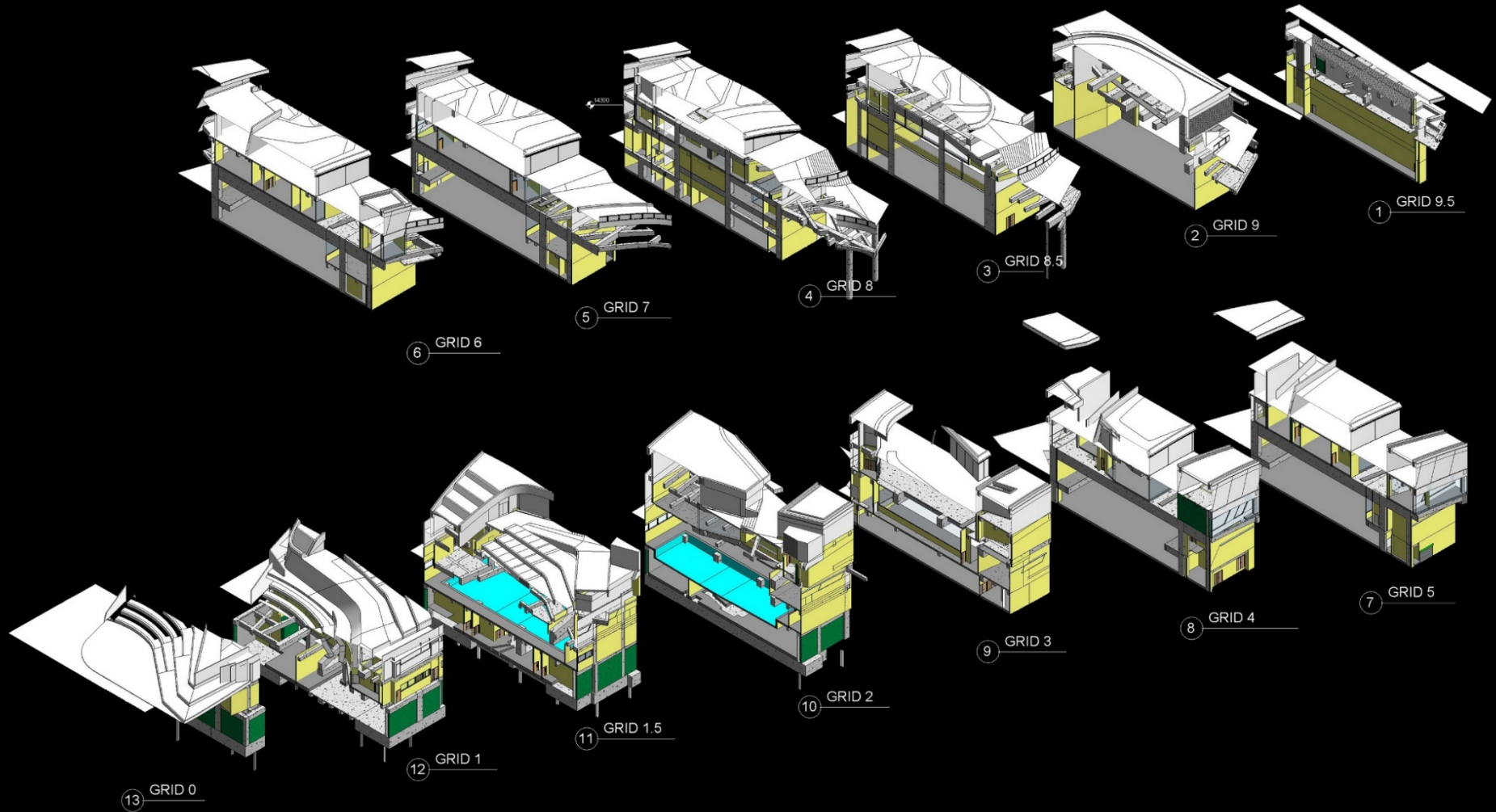
P.I.C. : David Fung


Period : 2015-

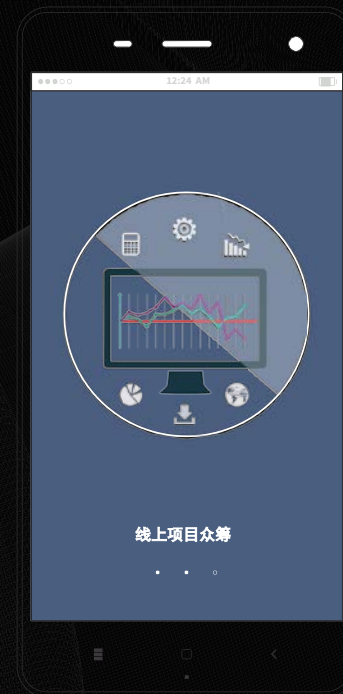


Scope : A multi-functional building in university Hung Hom campus, will connect the surrounding building (Innovation Tower) in the future. BIM model for all discipline will be set up in Revit, clash detection done in Glue as other projects. The as-built model to be collected from contractor, after run through the COBie system, the model will be transfer to EcoDomus and Maximo for facility management.












项目展示



项目展示





项目展示





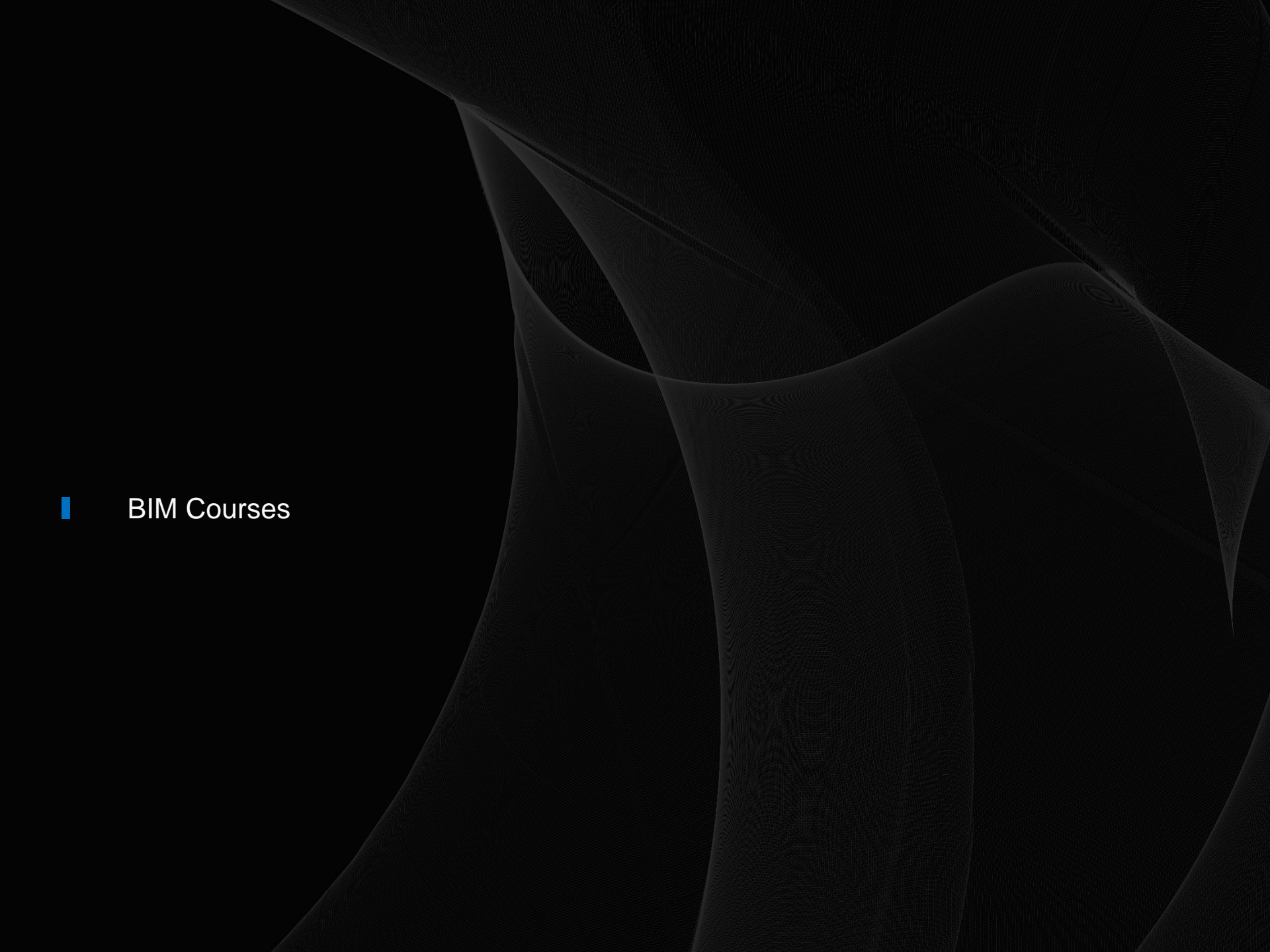
项目展示



Education

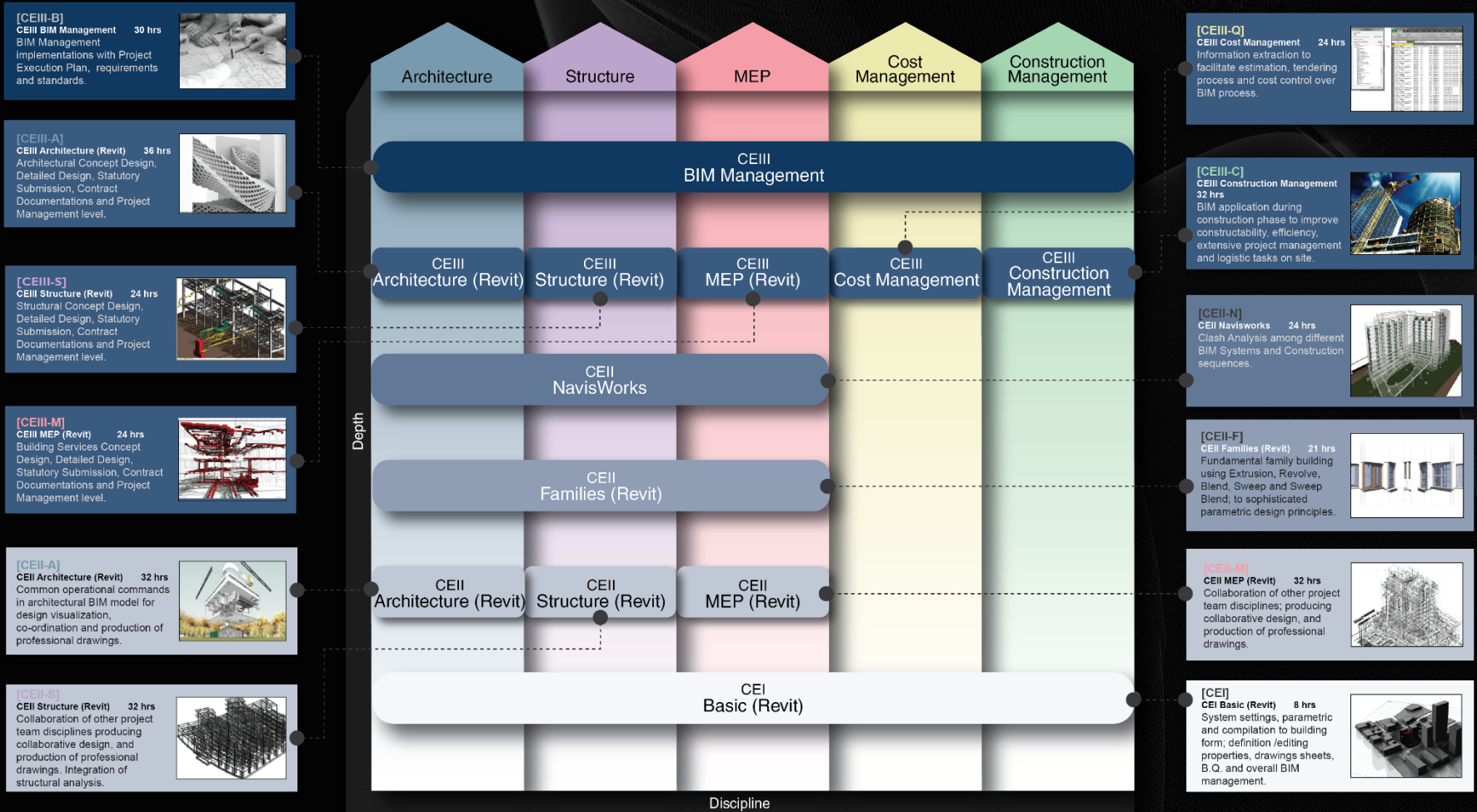






BIM Courses

BIM Education Road Map



<http://hkacid.com/bim-courses/>



 Contact



hongkong@a-c-i-d.com



+852 3468 5250



+852 3585 5599



A.C.I.D. – HK

hkacid.com



A.C.I.D. – China

www.a-c-i-d.com

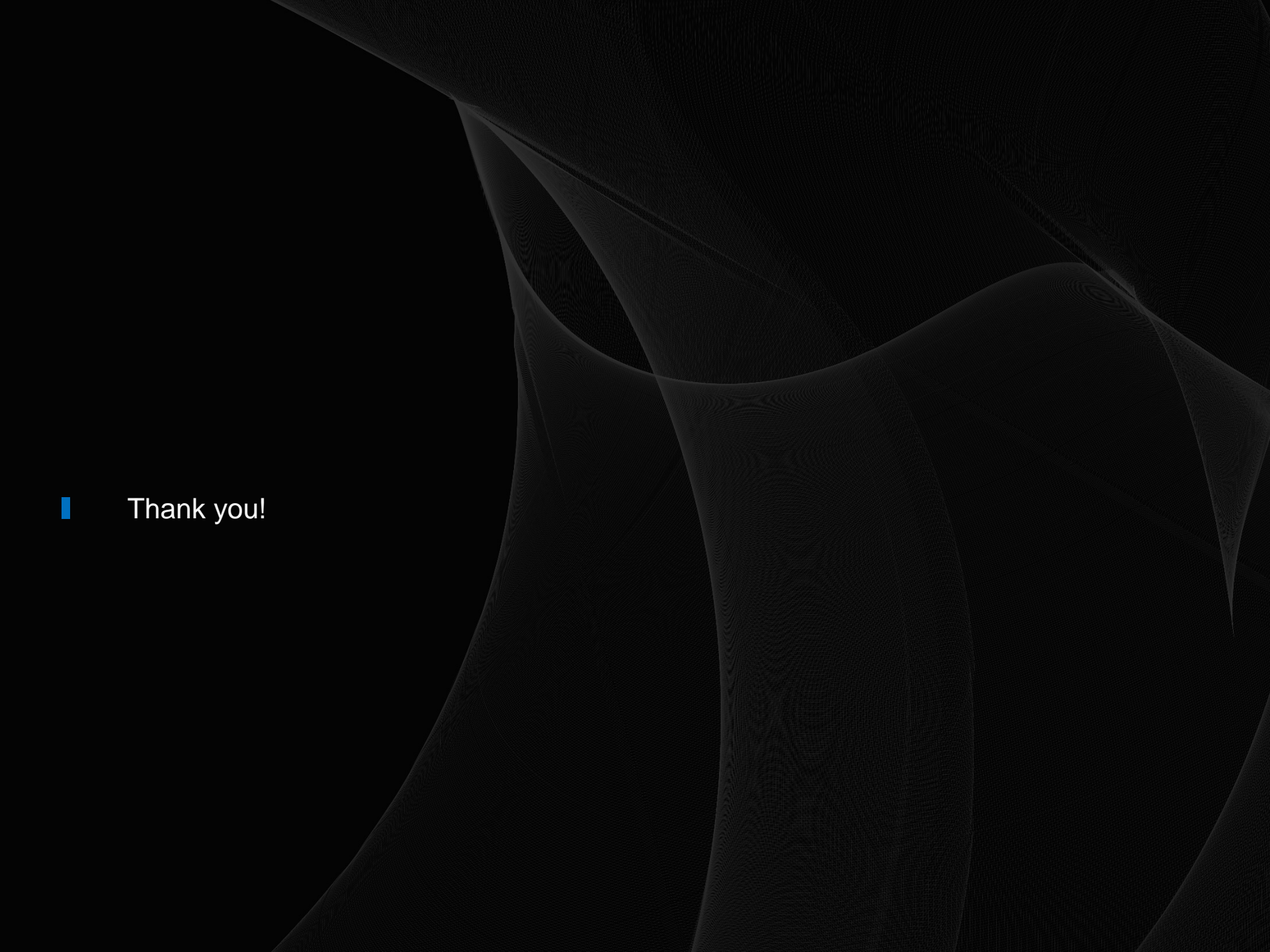


BIM Studio

香港荃灣海盛路3號 TML 廣場35樓A2

A2, 35/F, TML Tower,

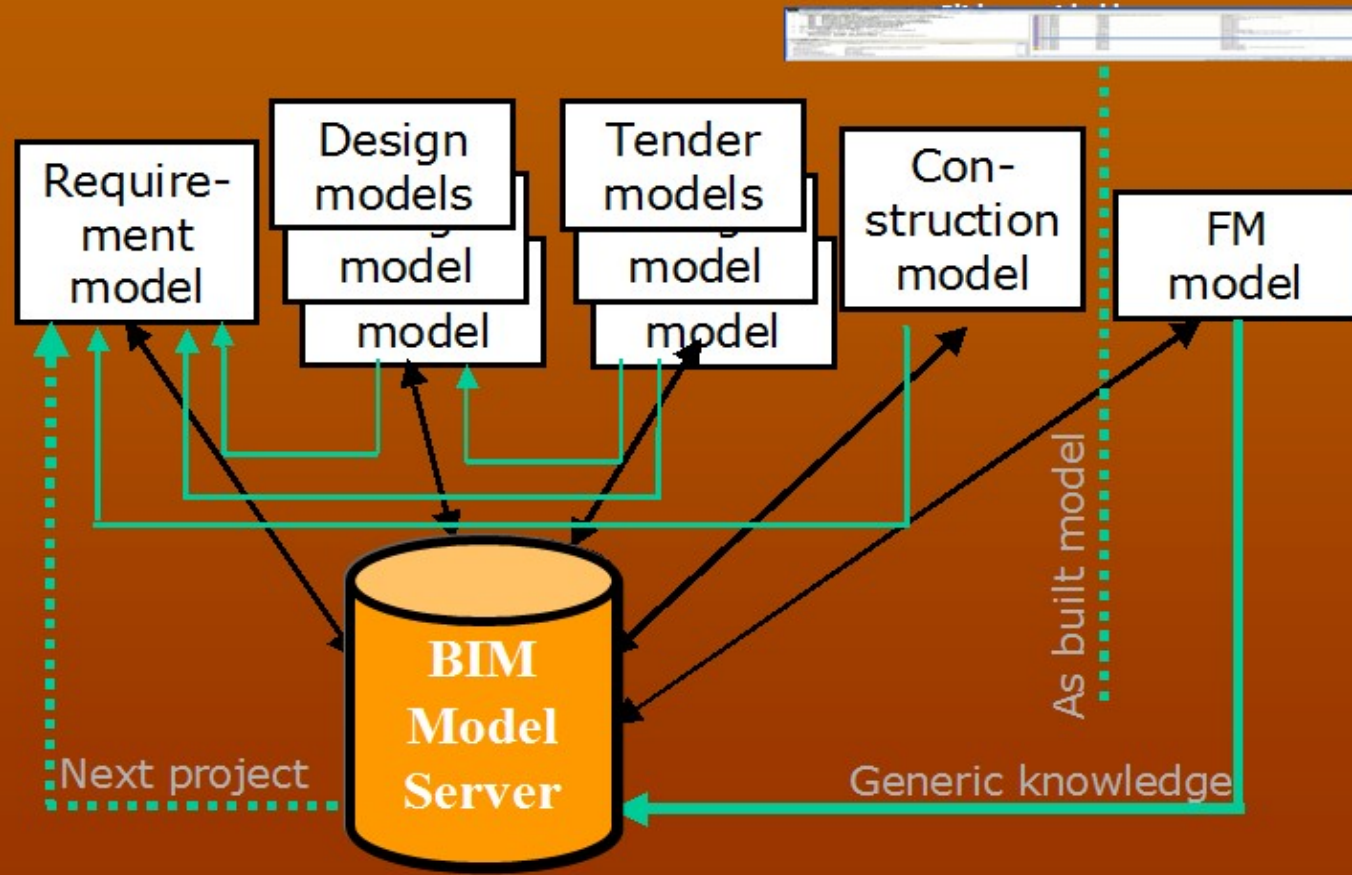
3 Hoi Shing Road, Tsuen Wan, Hong Kong



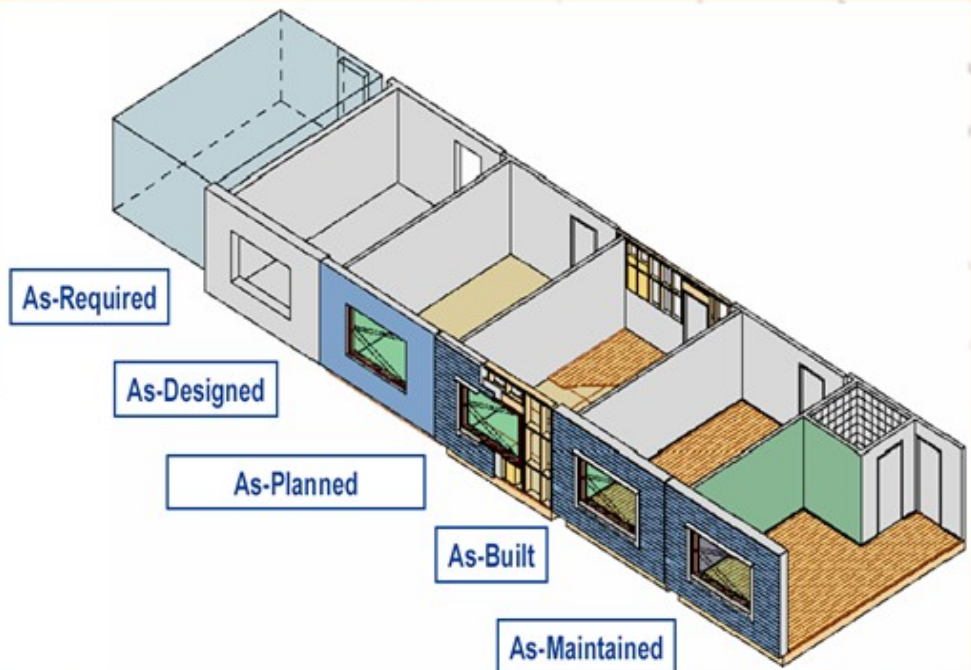

■ Thank you!

BIM Evolution -Information Flow

Different Models at different stages



Model evolution



Bring BIM To Site For Asset Construction and Operation

Building Component Management S.S



Shop Drawing CAD

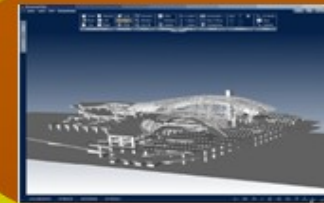
3 D Building Model Data

Material Plan S.S

Material Management Database

Erection Site Management S.S

Actual Management S.S



Operation-BIM Demand Cross-Platform Approach



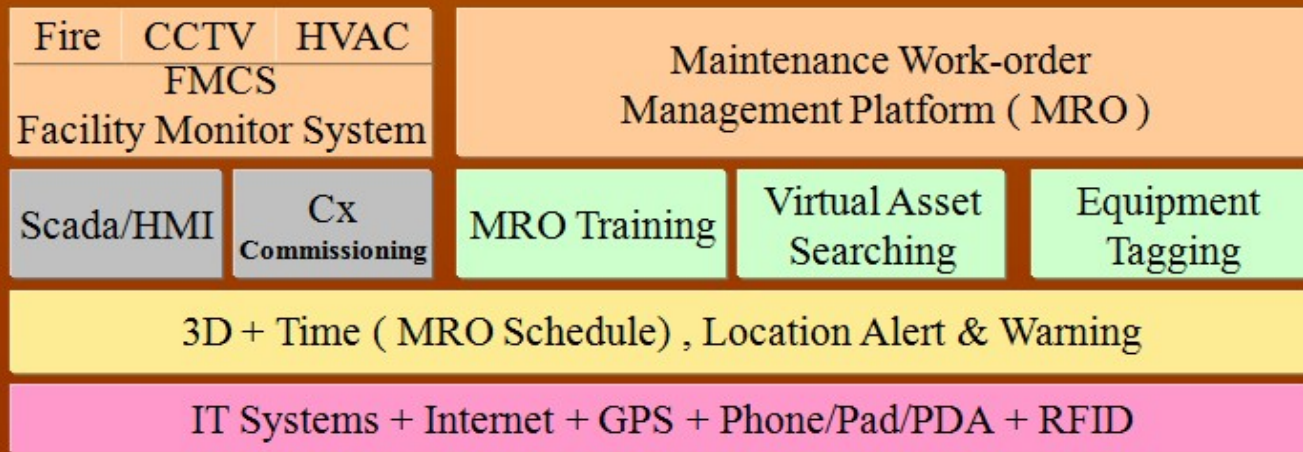
We Need To Bring Operation-BIM To Site

3D FIM Framework

Maintenance , Repair & Operation (MRO)

3D FIM Project Implementation

Reverse Integration (BIM Data-set Segmentation)



VDC Team Management Model Layer-1

Design and Build

VDC BIM Manager

- P 1 Value Planning
- P2 Deliverable Planning
- P3 Resource Planning
- P4 Execution Planning
- P5 Modeling Planning
- P6 Innovation Planning

VDC CSD Engineer (Pre-Construction)

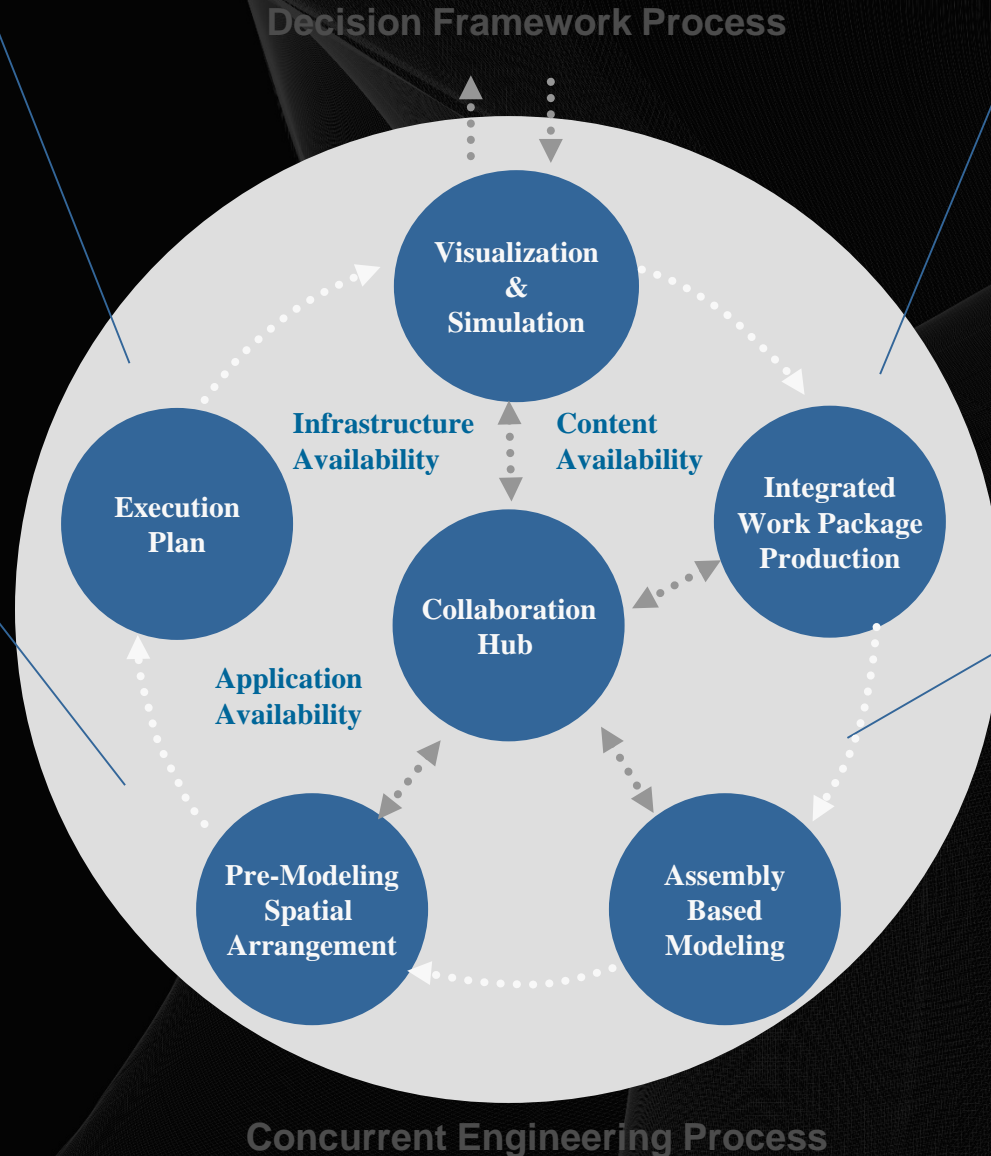
- E 1 Technical Solution Planning.
- E 2 MEP Trade Routing Planning.
- E 3 Define Resolution Direction.
- E 4 Ensure continuous design process integration.
- E 5 Define Work Breakdown strategy .
- E 6 Identify and allocate costs.

VDC Site Manager

- S 1 Define Site VDC Process.
- S 2 Define the deliverable issuance procedure.
- S 3 Determine updating and change management.
- S 4 Define the Trade Collaboration procedure,
- S 5 Manage the IT investment.

VDC CSD Engineer (Construction)

- C 1 Identify automated solutions.
- C 2 Detail Trade Modeling Requirement.
- C 3 Arrange Continuous Sub-contractor validation.
- C 4 Enable Assembly Modeling.
- C 5 Deliverable QA / QC .
- C 6 Manage changes.

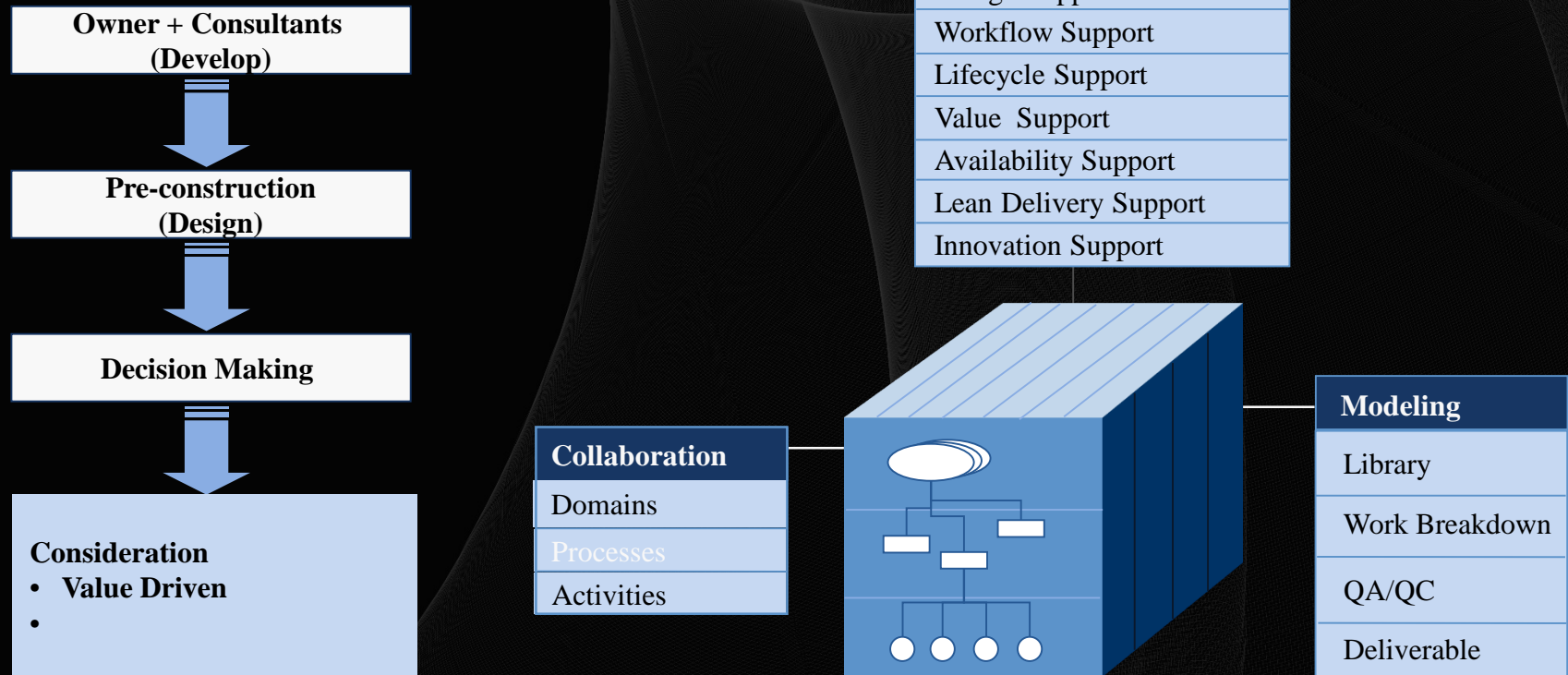


VDC Management Focus

Design and Build

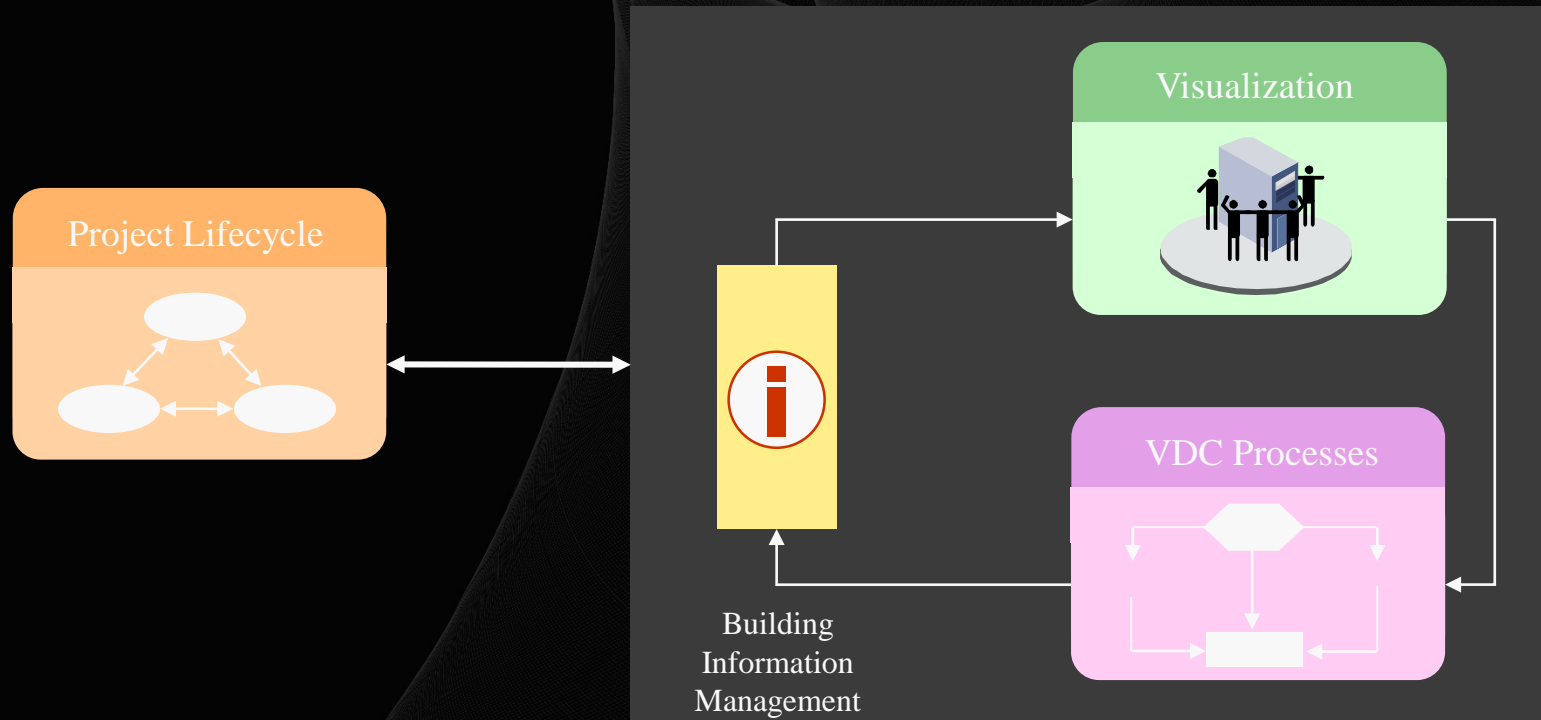
As Lean Delivery Approach framework for VDC collaboration process focuses on two key areas:

- ▶ Providing the model based information content required to support Base-Of-Design (BOD) verification and layout planning.
- ▶ Managing team activities as the result of the VDC Process-related best practice that need to be tailored within the project development stage.

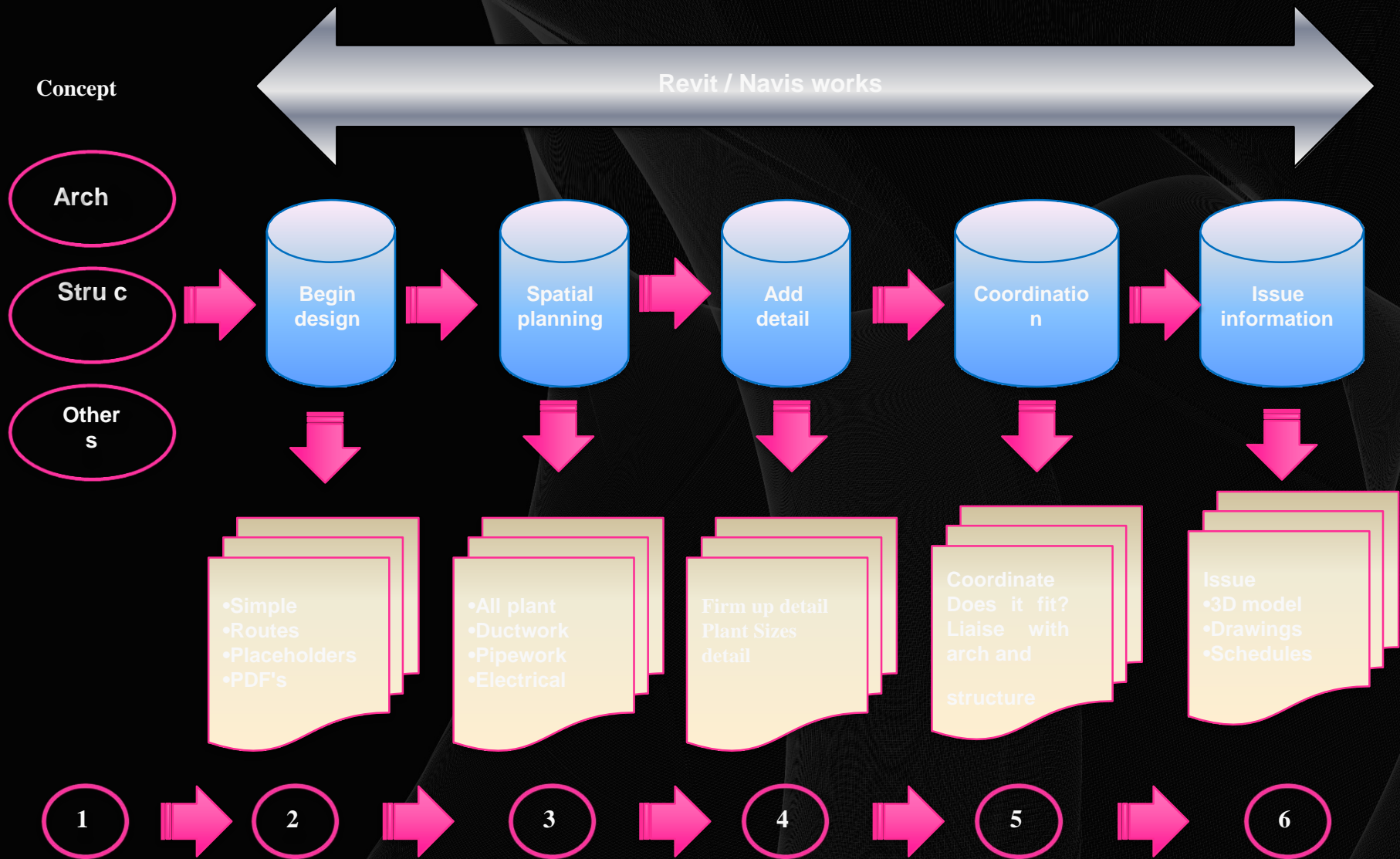


VDC Management Focus

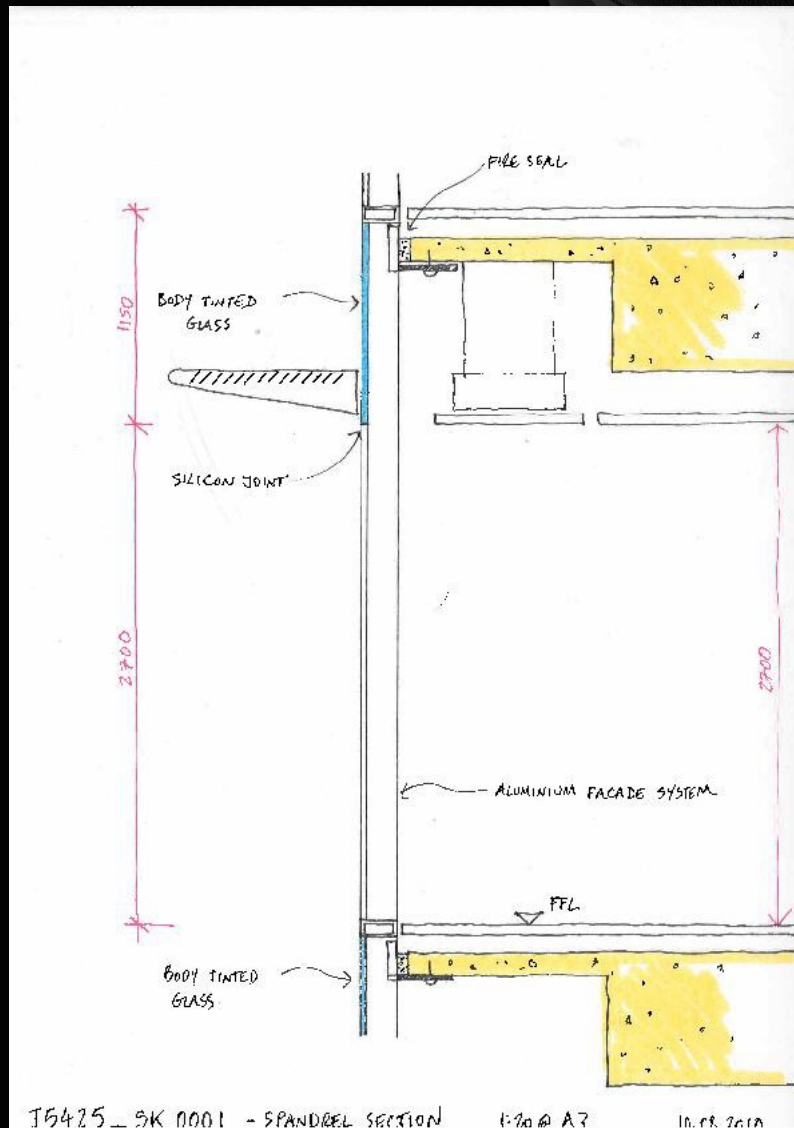
The objective is to facilitate on-time Integrated Work Package deliverables to site team whilst managing the Model Based Project Life Cycle Workflow.

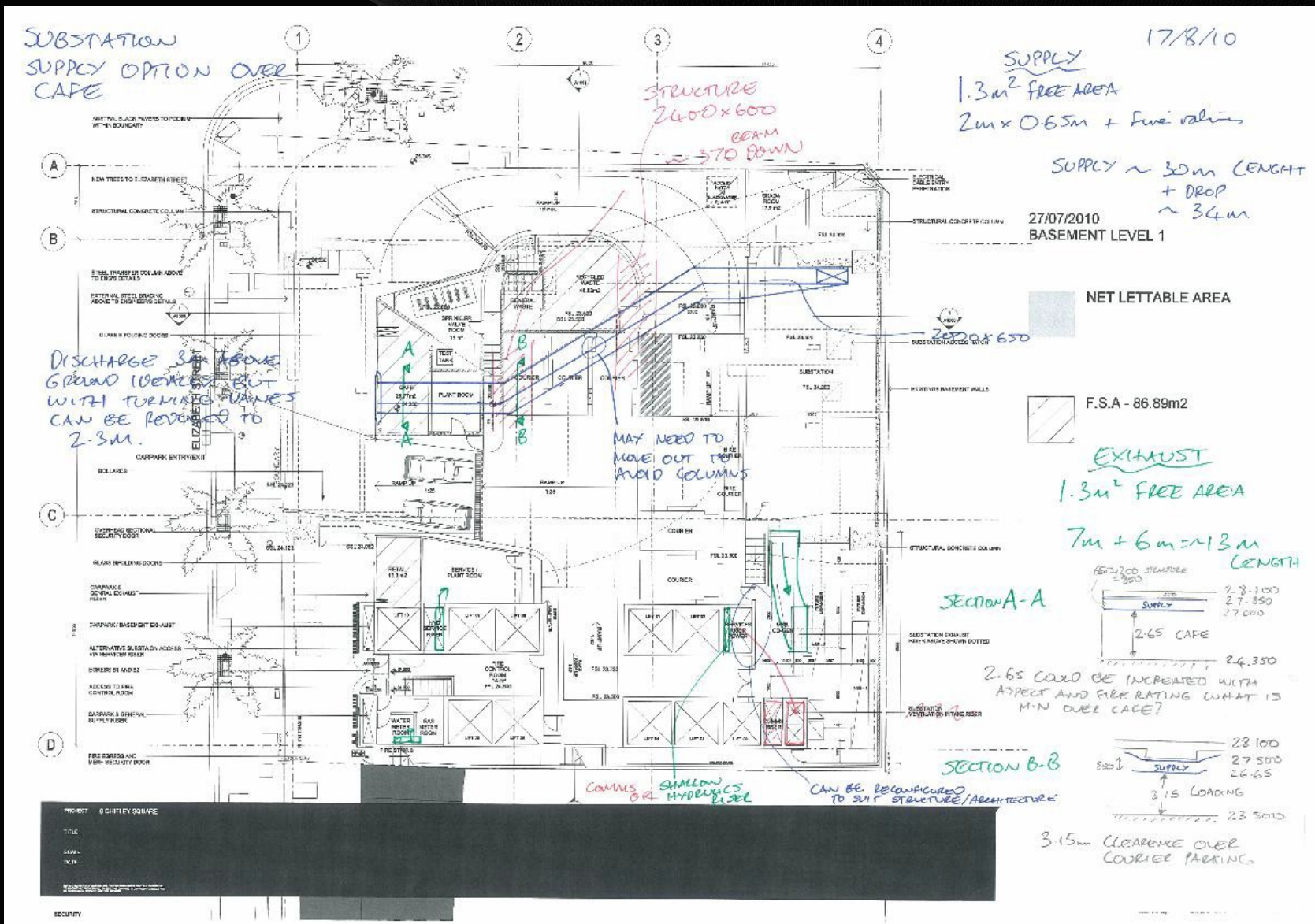


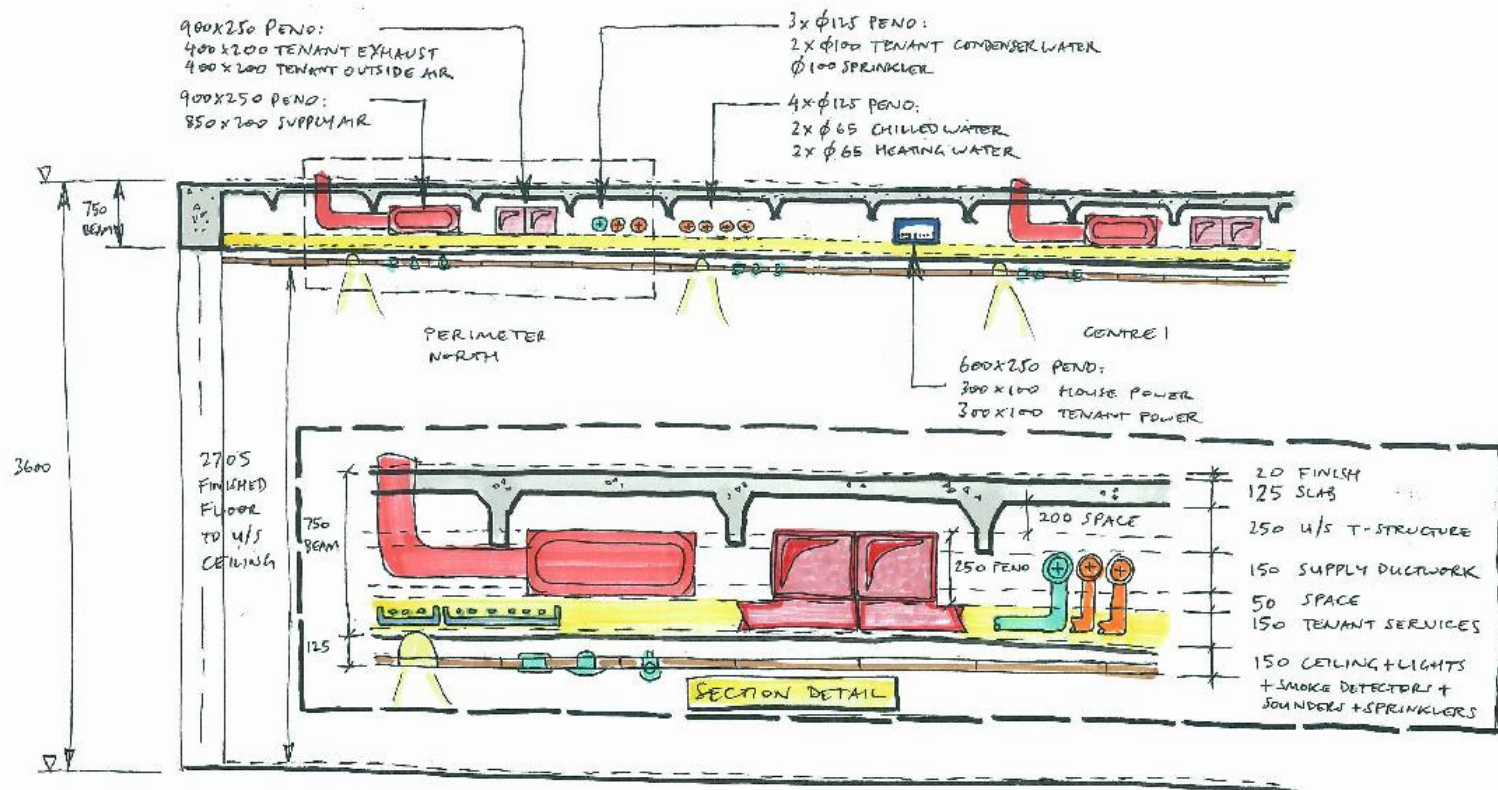
- Client - concept
- Architect provides visual images etc.
- Structural involvement (can we build it?)
- PDF,,s, hand sketches / Google sketch up etc..
- No 2D or 3D cad
- Oh...and lots of “MEETINGS”



- Concept
- Client and design team discuss concept.
- Produce hand sketches, PDF's
- Cad not engaged.
- Agree services zoning strategy?





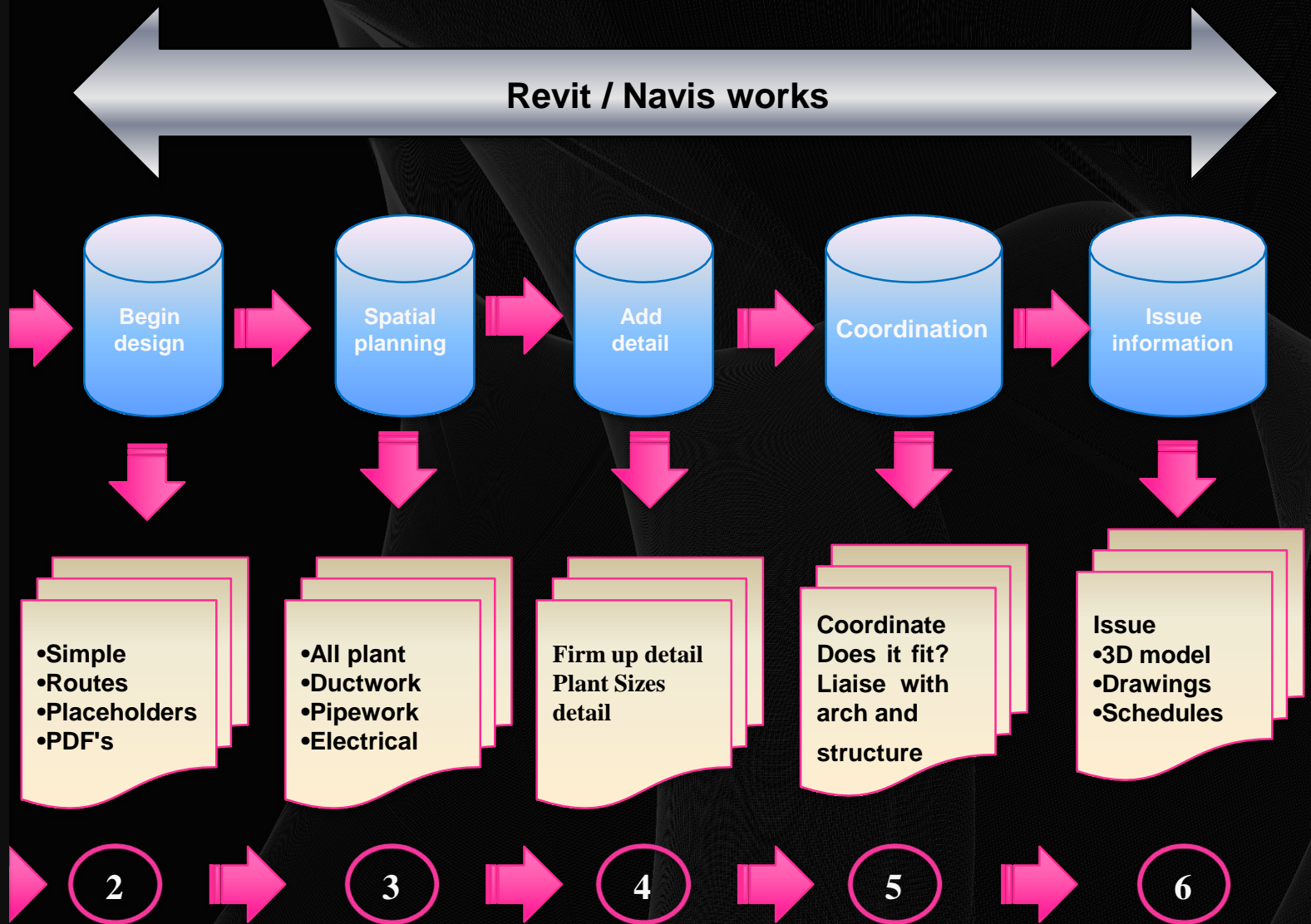


NOTES:

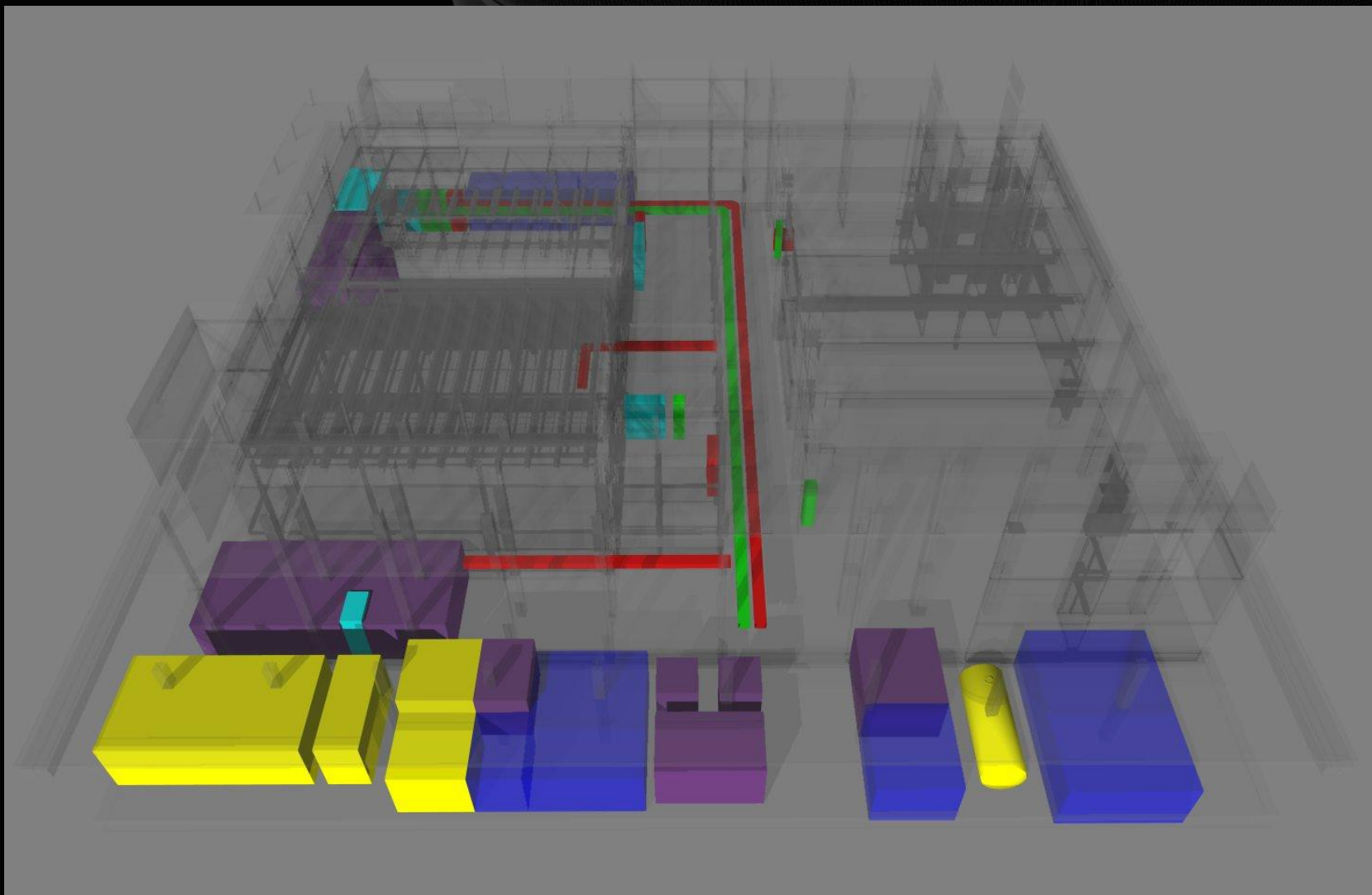
- 1) PRELIMINARY SERVICES & SIZES NOMINATED, REVIEW OF FIT OUT & FLEXIBILITY REQUIRED
- 2) PENETRATIONS NOMINATED AT CENTRE OF BEAM. POTENTIAL TO RAISE PENETRATIONS UP TO SOFFIT TBC BY STRUCTURAL ENGINEER. MAY BE ABLE TO RAISE CEILING 100-200mm?
- 3) SERVICES NOMINATED MAY BE MIRRORRED FOR OTHER AREAS OF FLOOR PLATE.

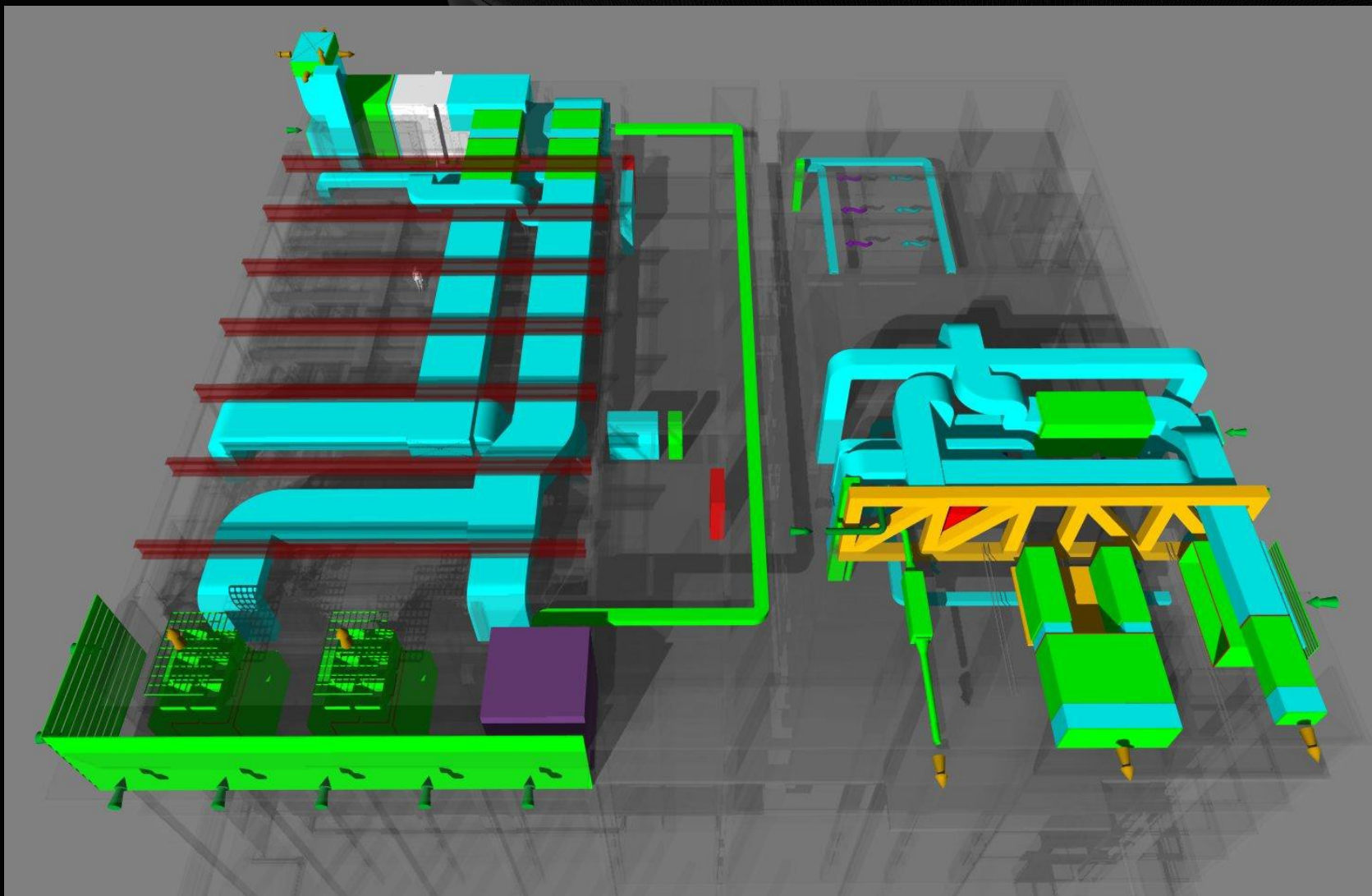
SERVICES SECTION

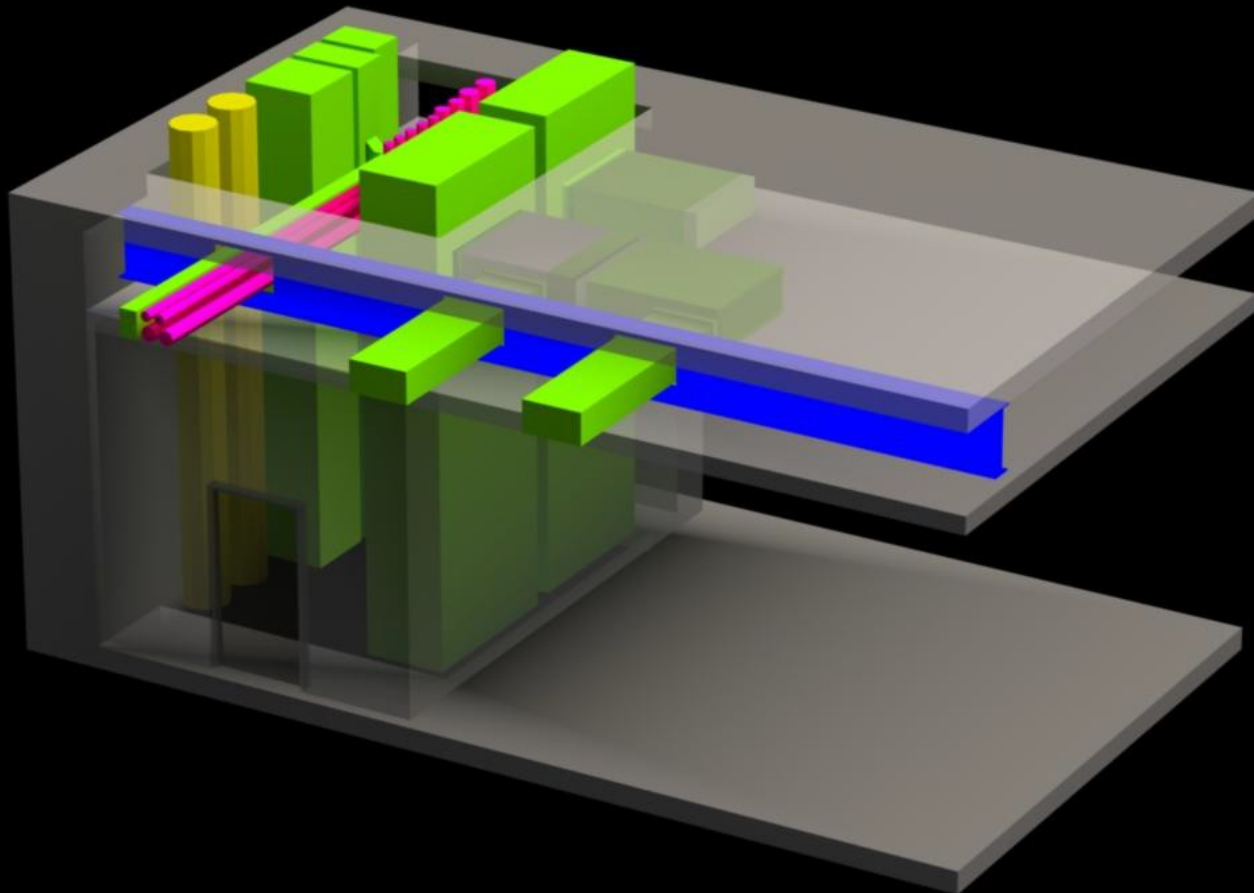
205953/00 ARUP
SERVICES SECTION
1 of 2
20/4/10 AB

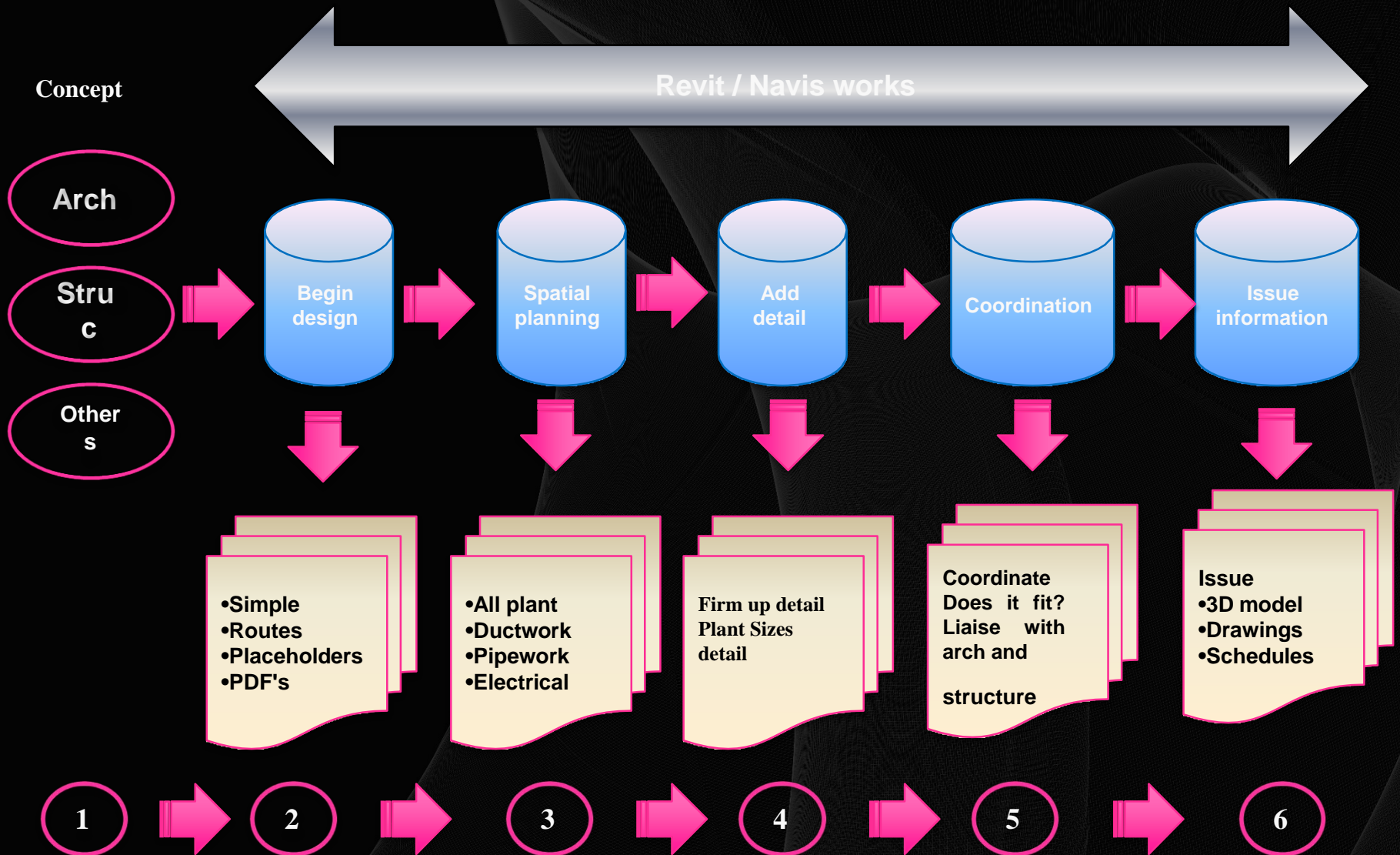


- **Begin design.**
- **Design begins to evolve from step 1 meetings.**
- **Simple shapes to represent plant items.**
- **Cad may be engaged?**
- **Lots of options.**

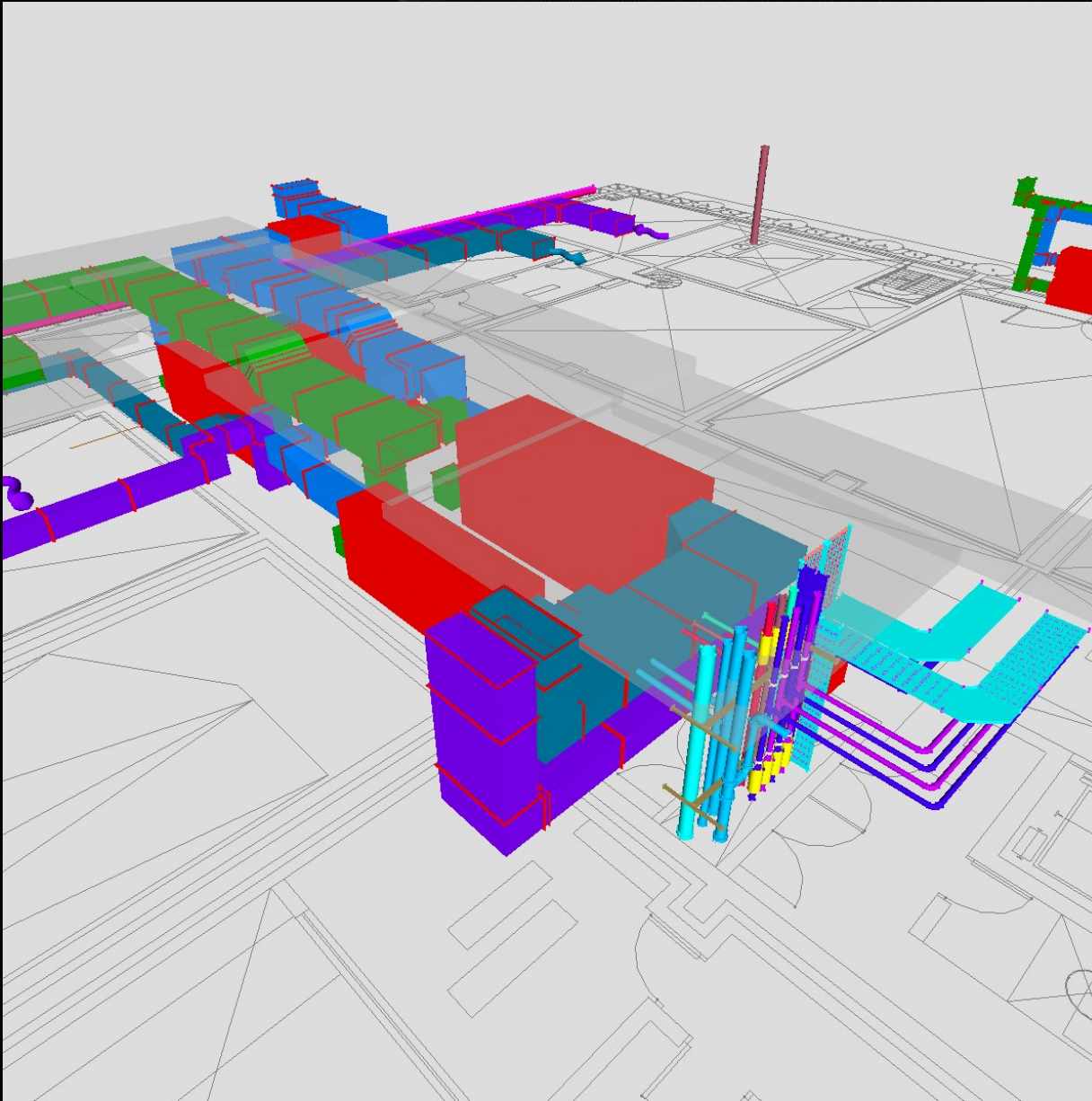


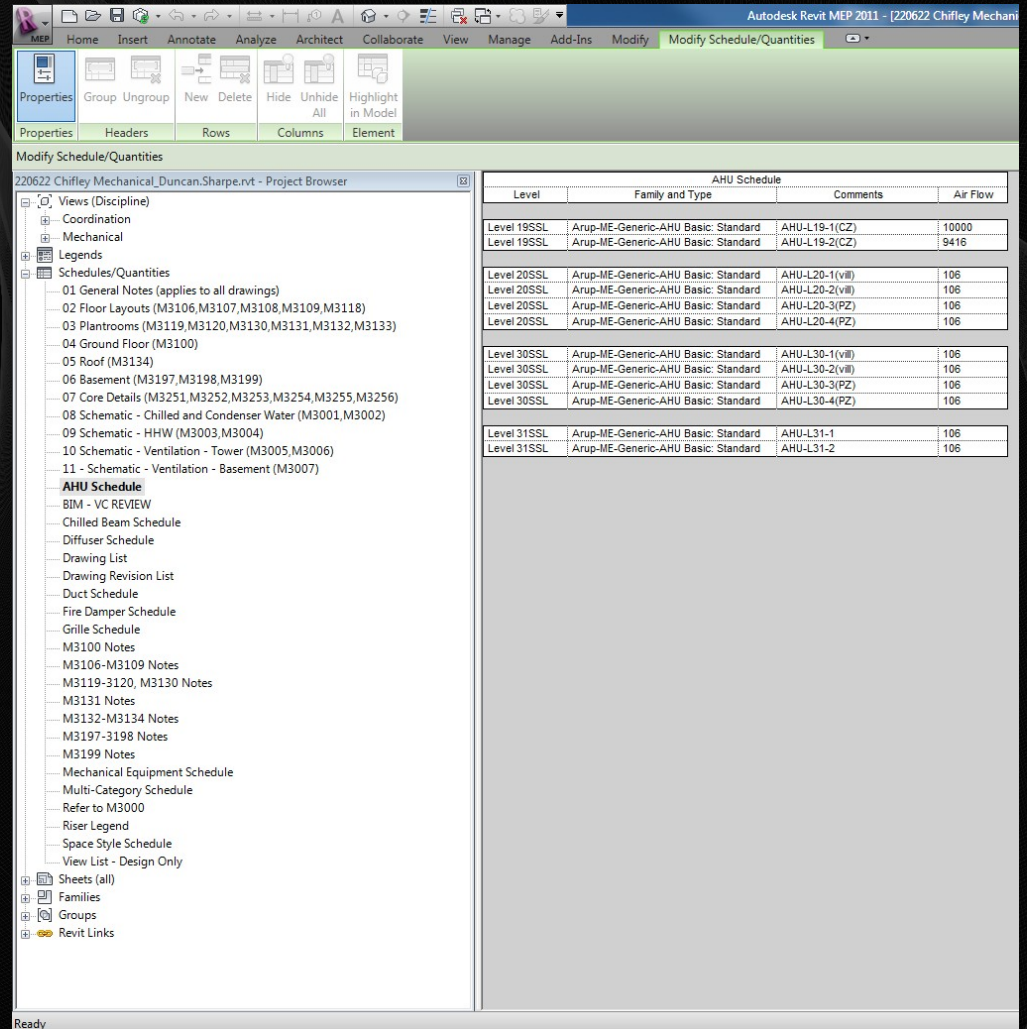
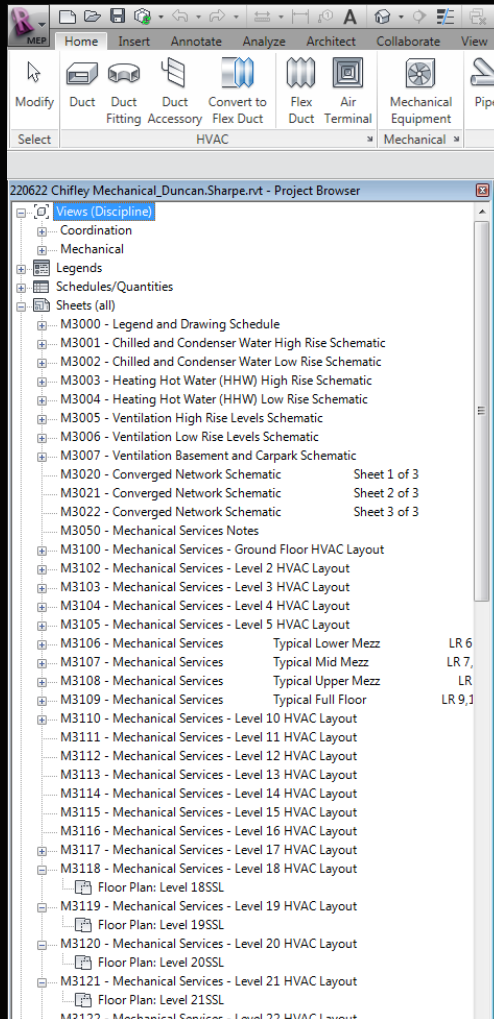


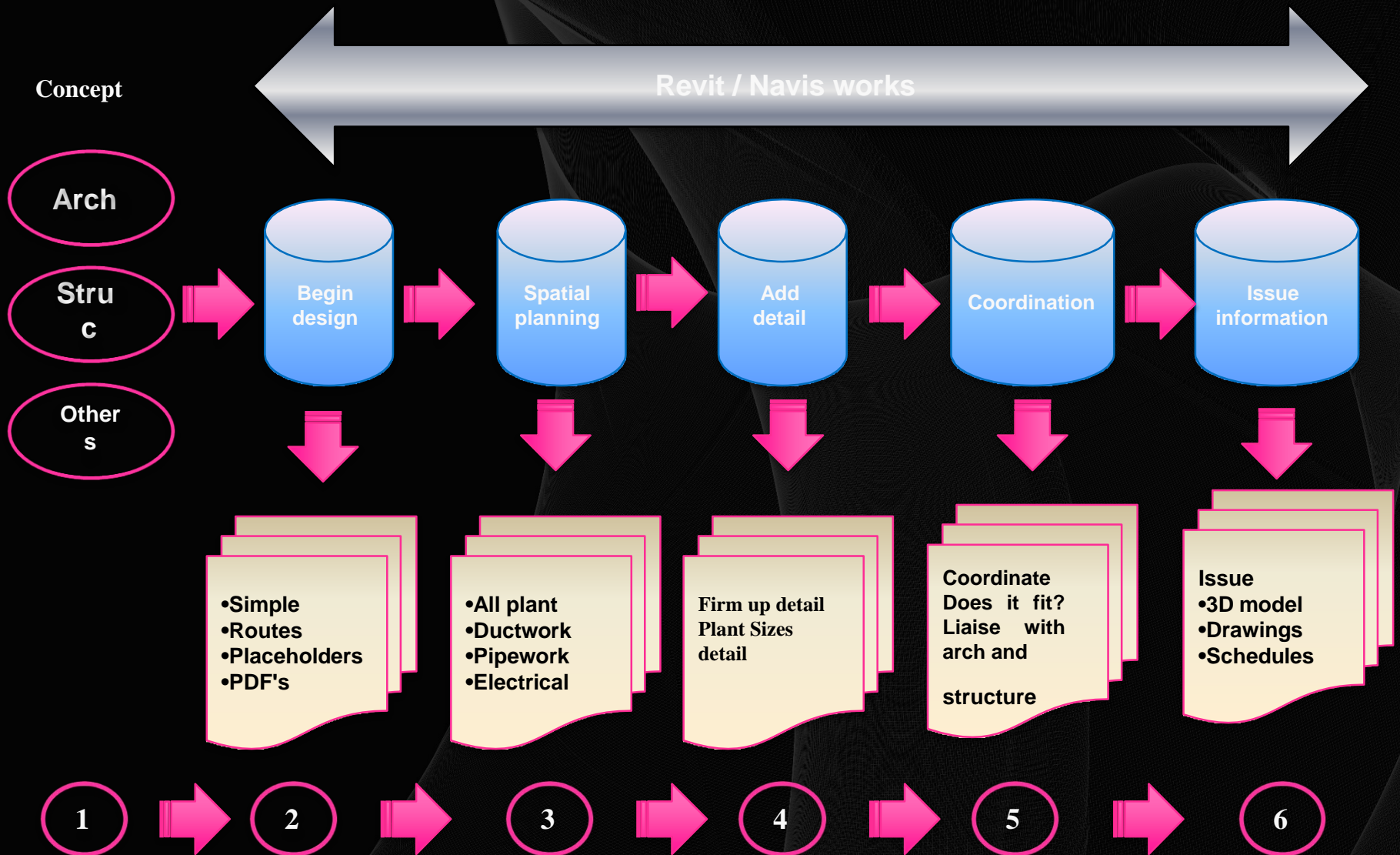




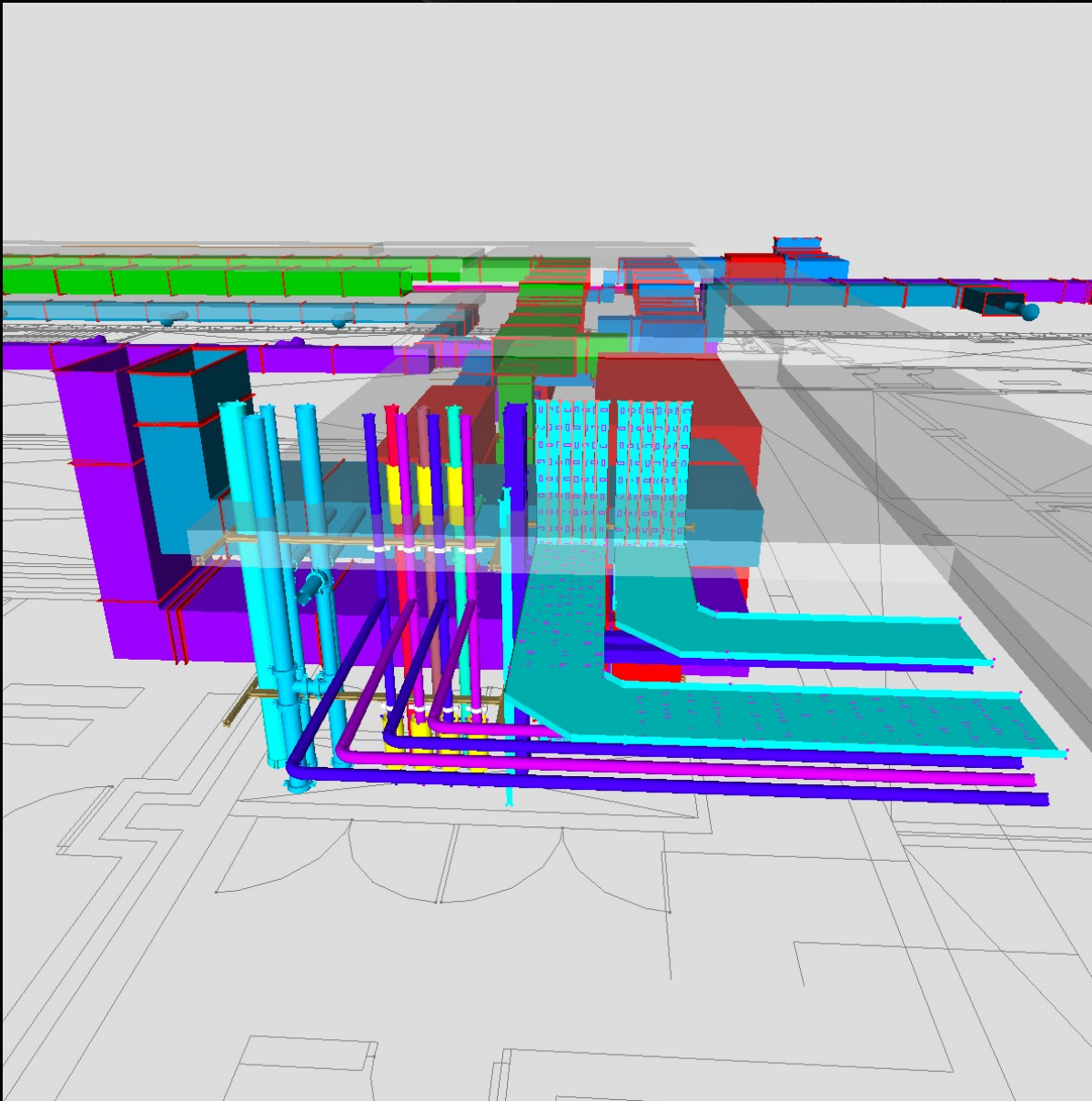
- **Spatial planning.**
- **Design evolves from step 2 meetings.**
- **Service routes / strategy are agreed.**
- **Cad and engineers collaborate.**

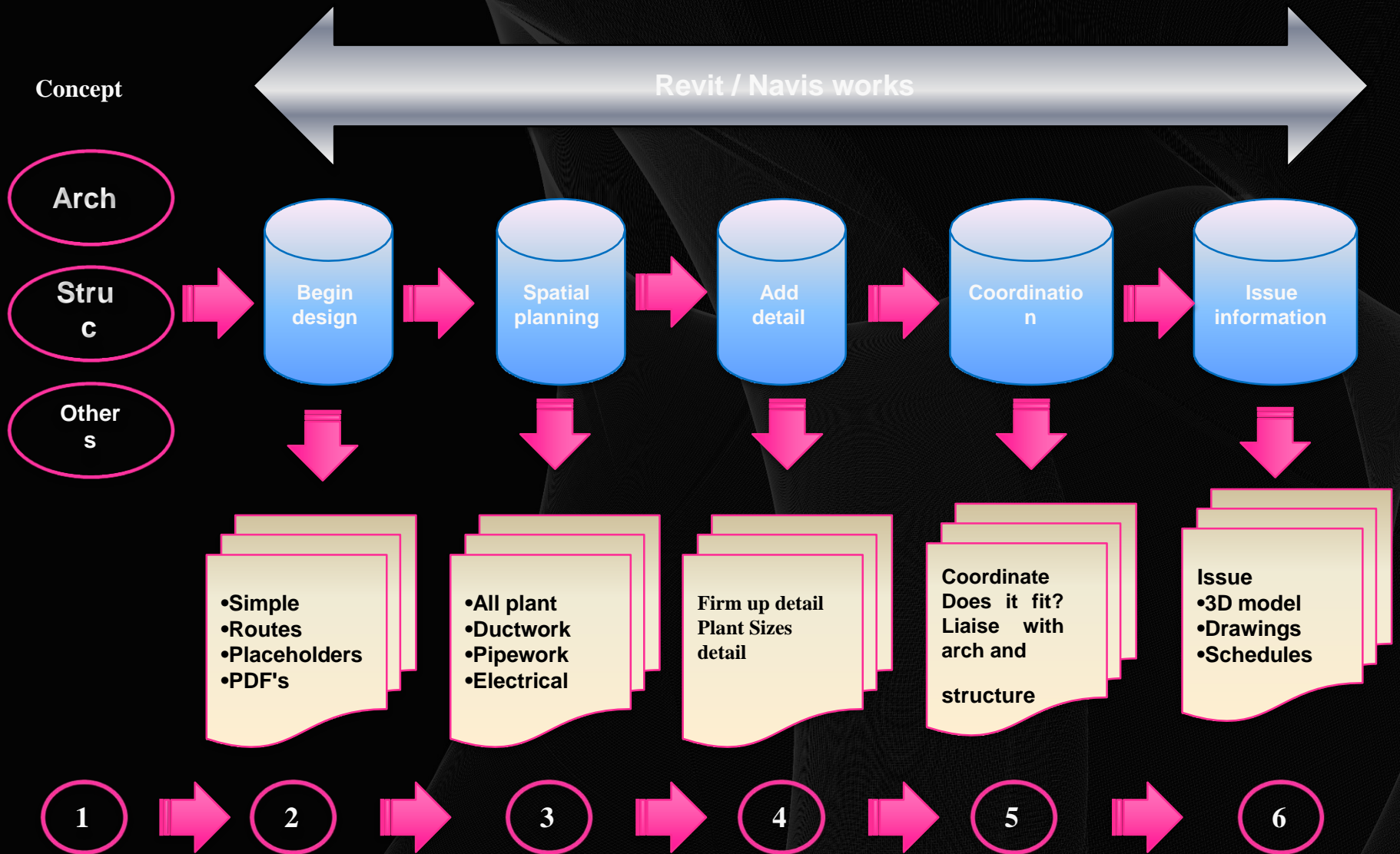








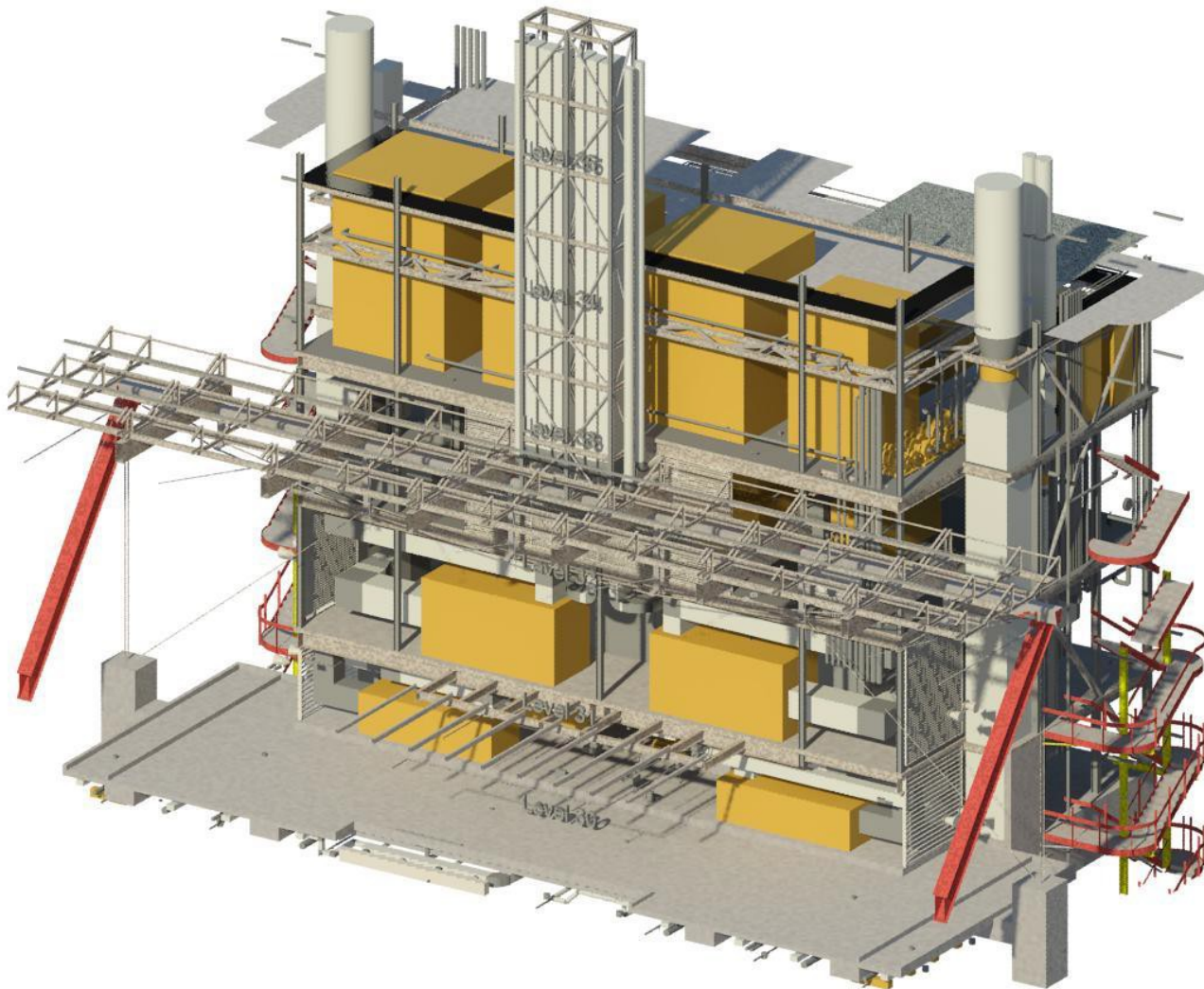
- **Add detail.**
- **Model all services – duct/pipe/Elec systems.**
- **Plant items are now more accurately sized.**
- **Use approved content / families.**
- **Generic content.**

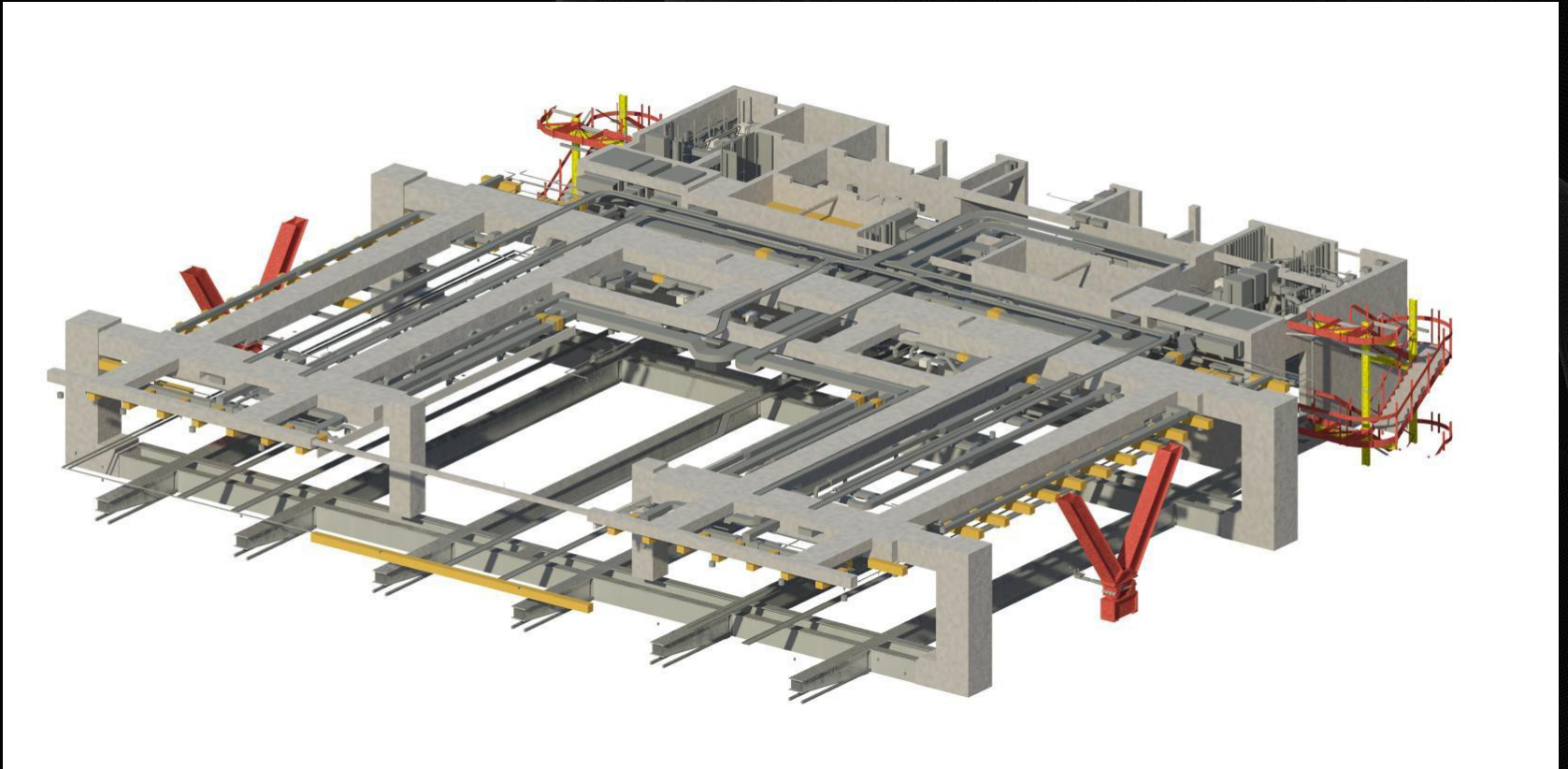





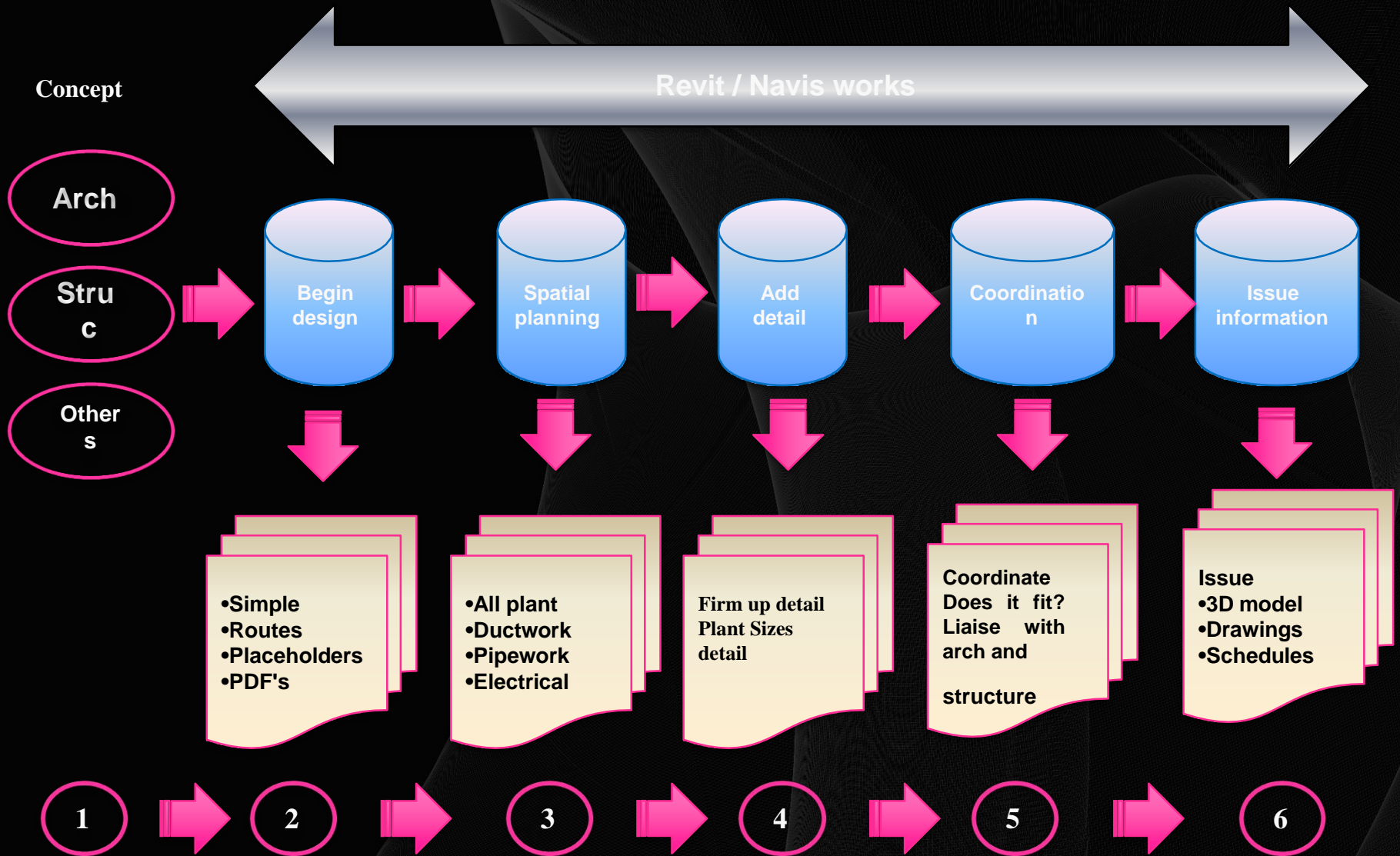
- **Coordination.**
- **Accurate coordination between services / structure and architecture.**
- **Information is passed between all members of the design team in 3D format.**
- **Plant items have property fields which may be empty and ready for population by contractors.**






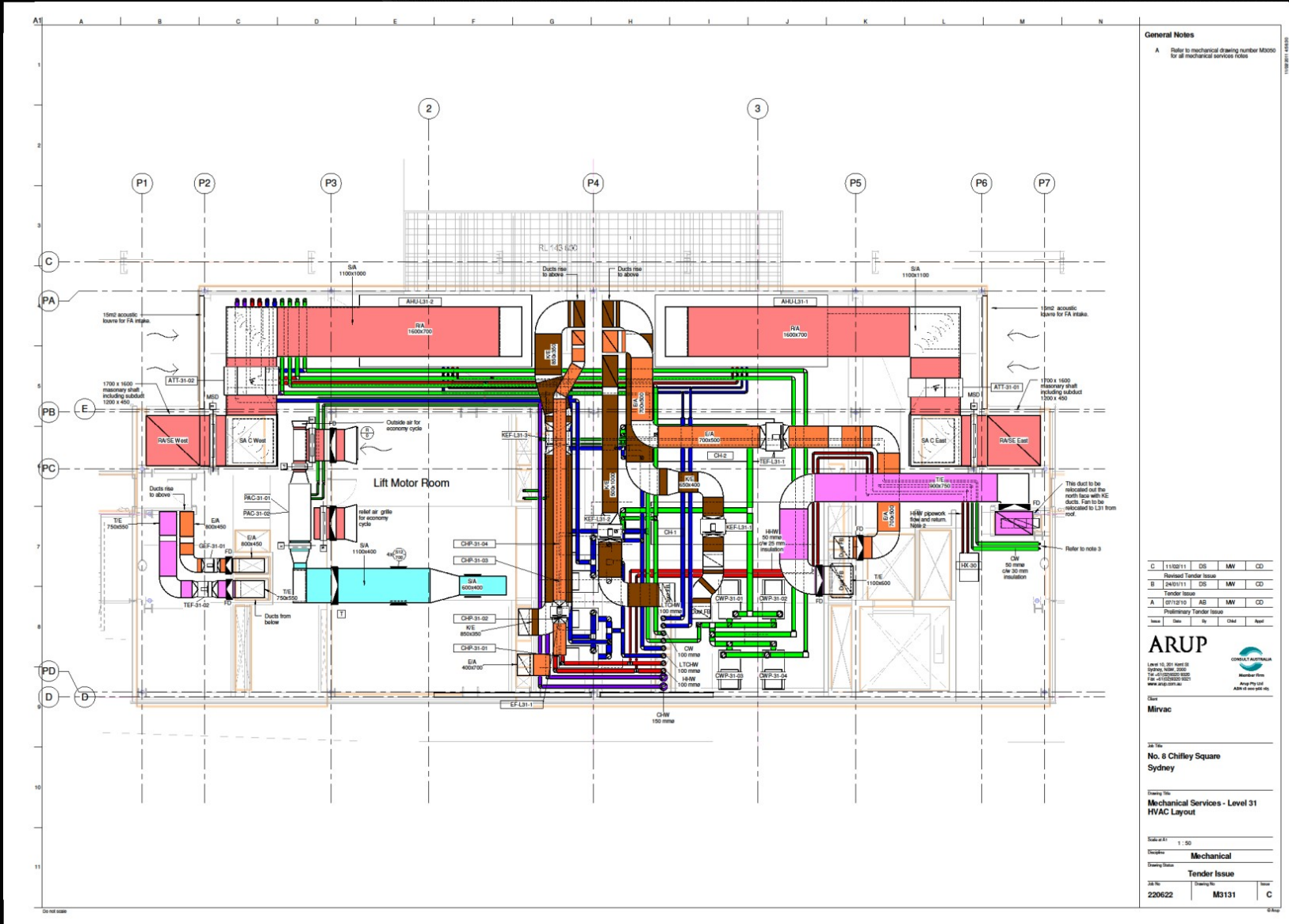




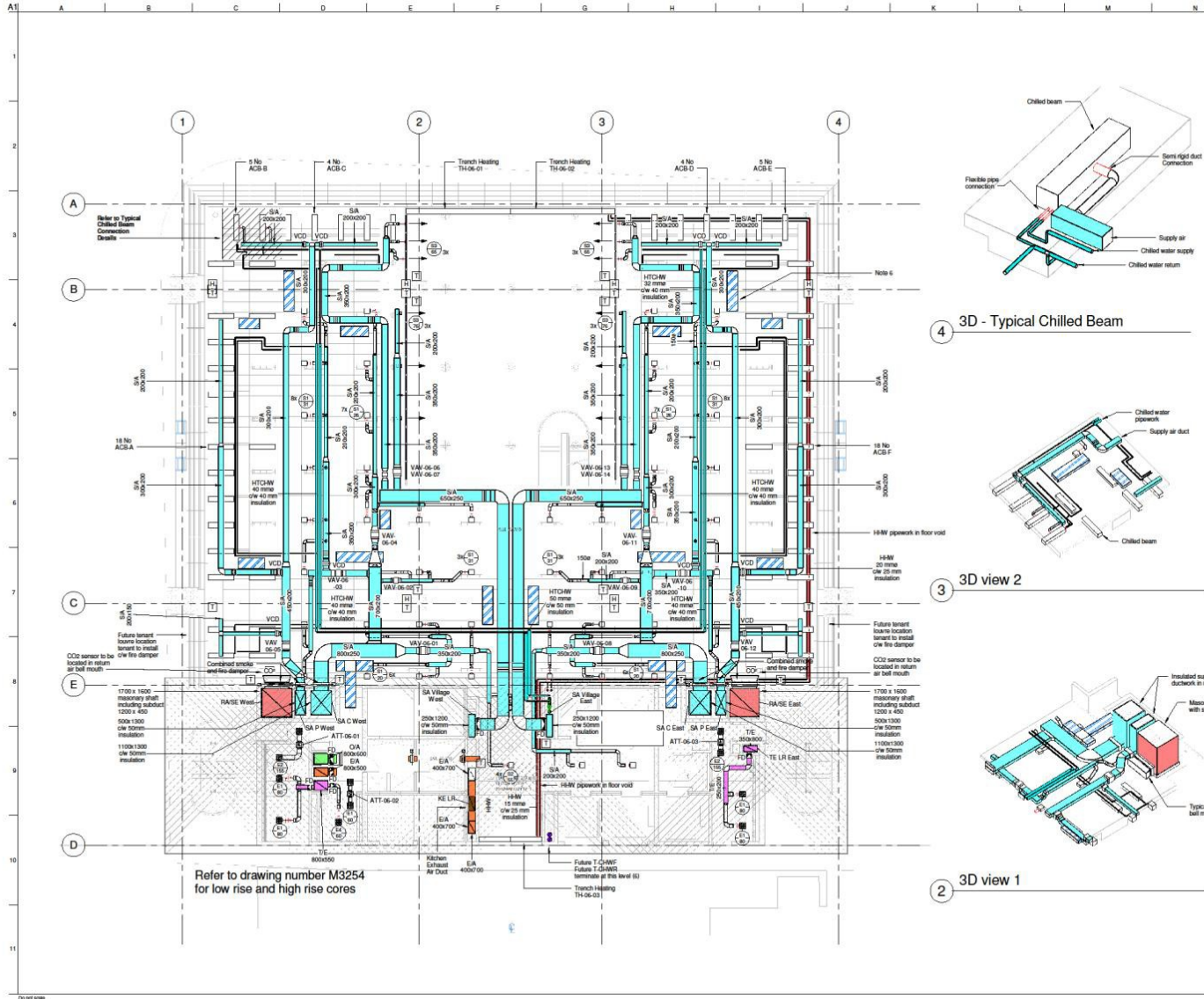


- **Issue Information.**
- **Hand over to contractor – DWG – RVT – PDF – Schedules etc (everything contained within Revit).**
- **Contractor coordinate in Revit**
- **Fabrication.**
- **Installation.**





Typical mechanical layout



General Notes

- A Refer to mechanical drawing number M3090 for all mechanical services notes

C	11/02/11	DS	MW	CD
Revised Tender Issue				
B	24/01/11	DS	MW	CD
Tender Issue				
A	07/12/10	DS	MW	CD
Preliminary Tender Issue				
Issue	Date	By	Checked	Approved

ARUP

Level 15, 201 Kent St
Sydney NSW 2000
Tel: +61 (0)2 9592 9000
Fax: +61 (0)2 9592 9001
www.arup.com.au

Client
Mirvac

Job No.
**No. 8 Chifley Square
Sydney**

Drawing No.
**Mechanical Services
Typical Lower Mezz
LR 6, 10, 12, 15 & HR 21, 24, 27**

Scale as at
1 : 100


Discipline
Mechanical

Drawing Status
Tender Issue


Job No.	Drawing No.	Issue
220622	M3106	C

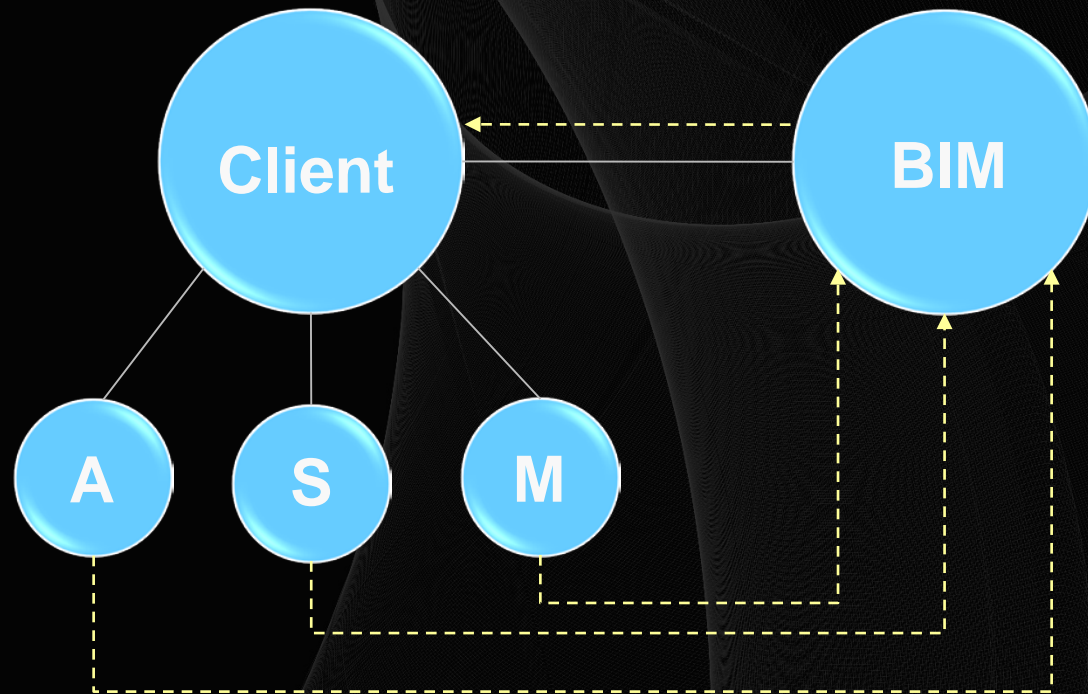
11/02/2011 14:07:00

0.4/22

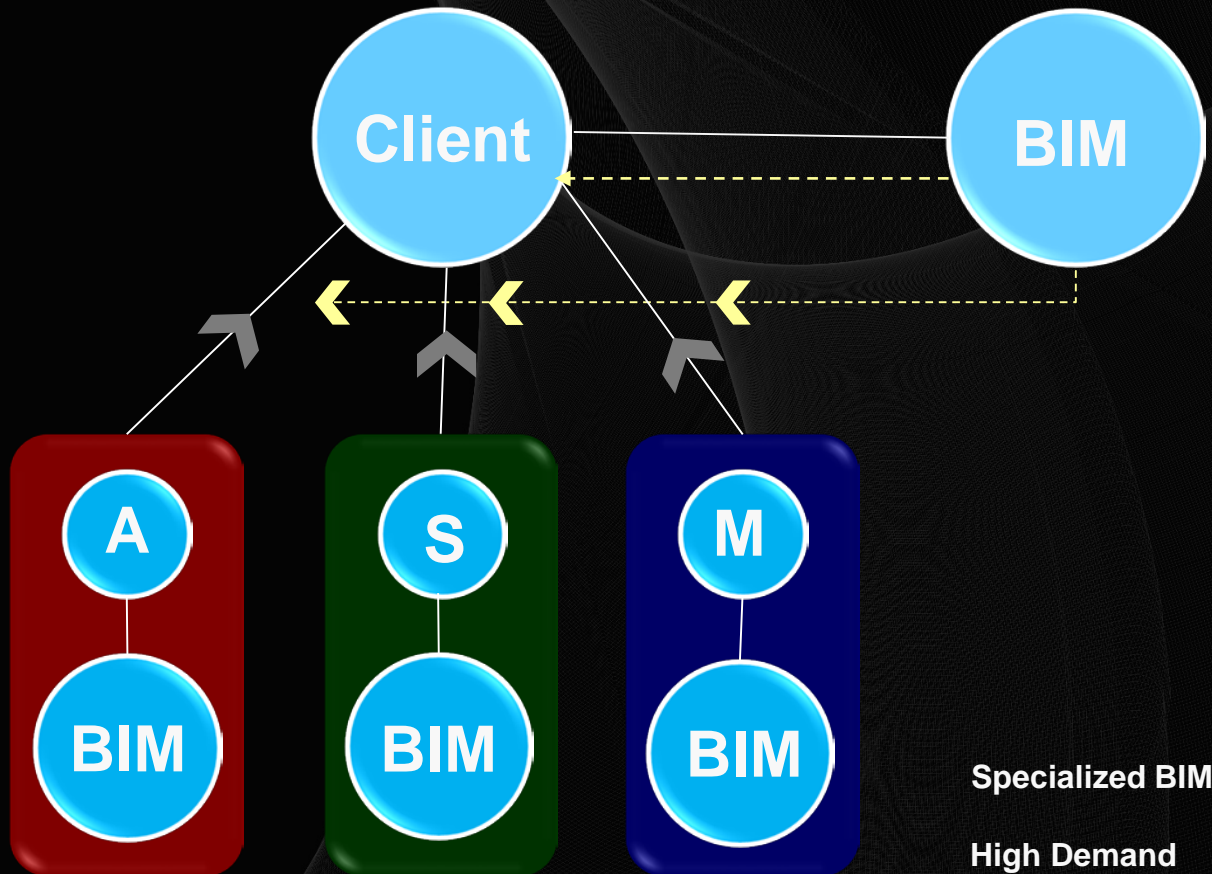


Typical Plant Room model





Low Level BIM
Super BIM !



Perceived BIM Workflow



True BIM Workflow :

