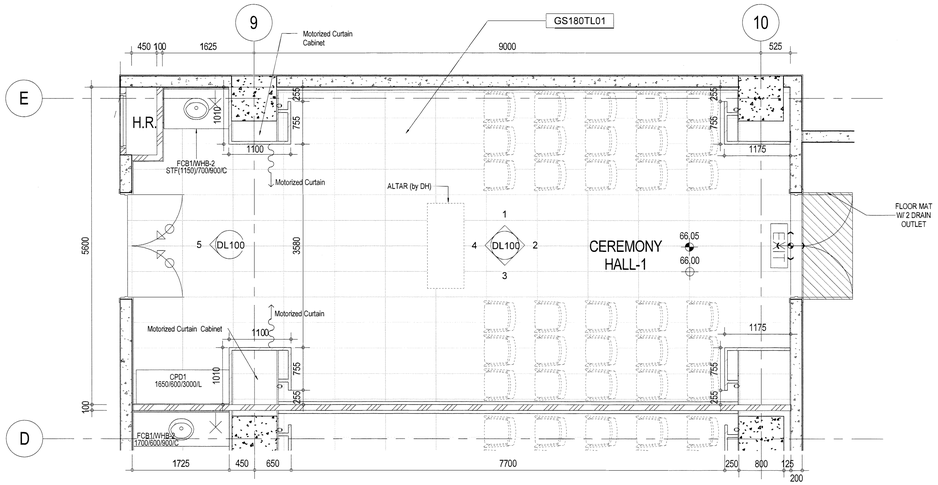

A CEREMONY HALL 1 PLAN AT G/F
1 : 50

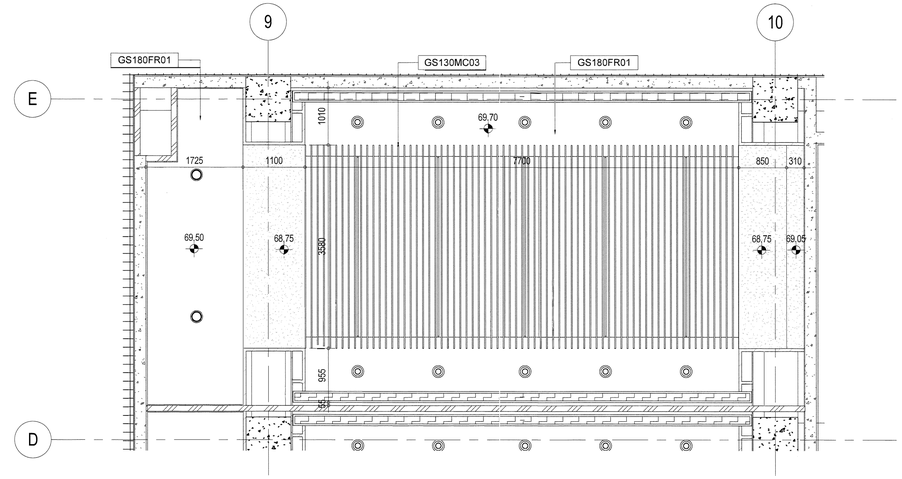

B REFLECTIVE CEILING PLAN
1 : 50

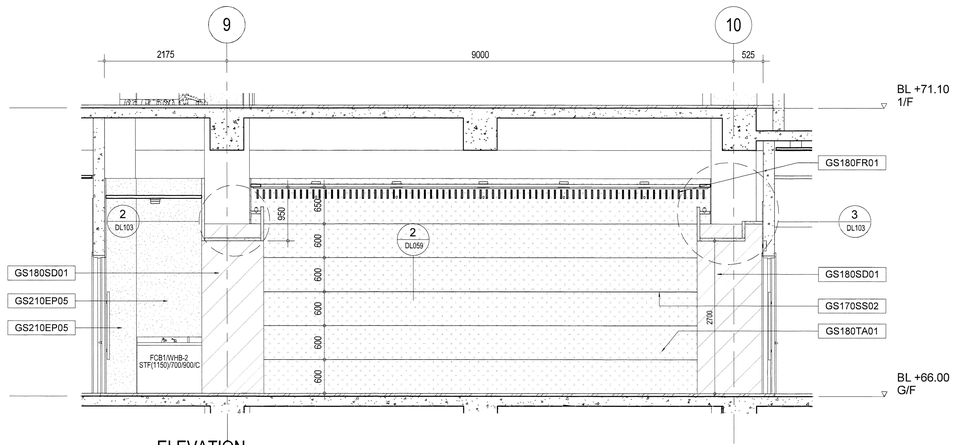

1 ELEVATION
1 : 50

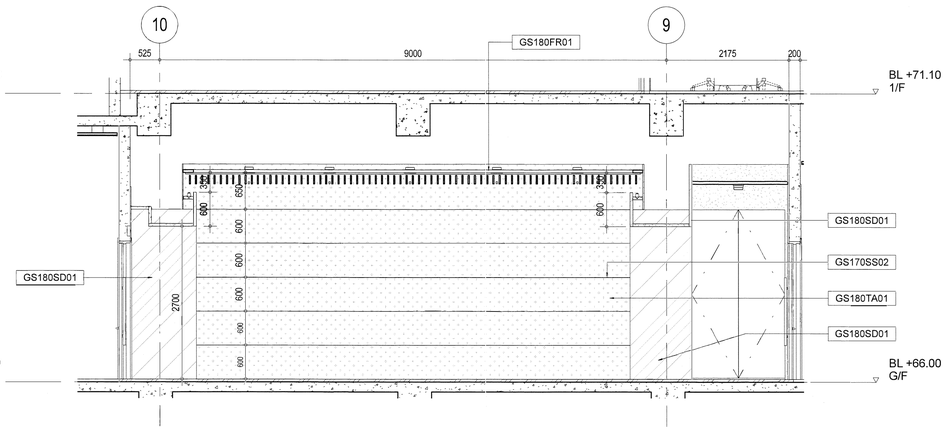

3 ELEVATION
1 : 50

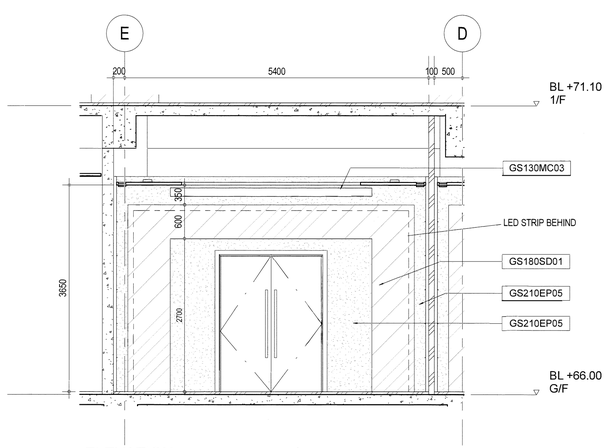

2 ELEVATION
1 : 50

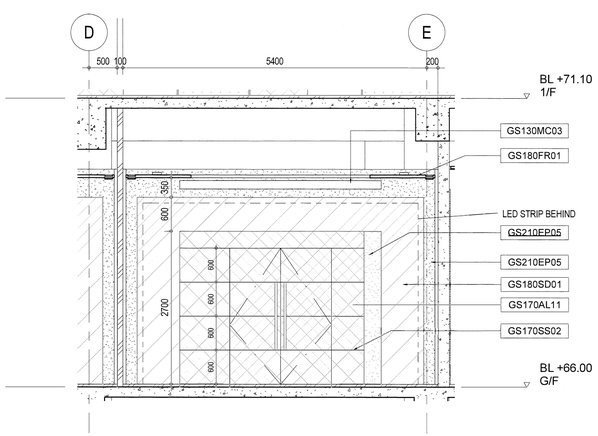

4 ELEVATION
1 : 50

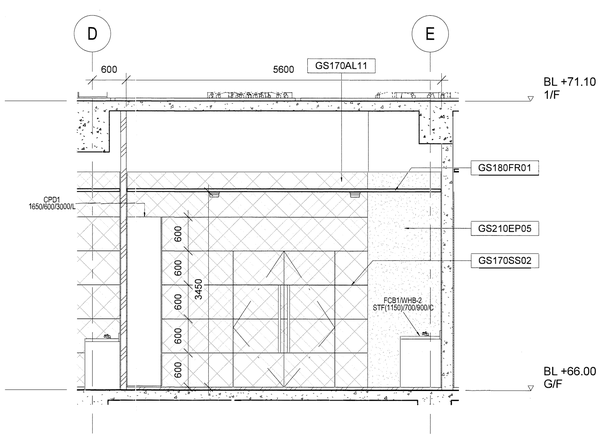

5 ELEVATION
1 : 50

NOTES

1. NOTES REFER DWG. NO. DL001.
2. KEY NOTES LEGEND REFER DWG. NO. CA001.
3. CEILING LEGEND REFER DWG. NO. CF001.

no.	date	description	initial

REVISION

	name	date
designed		11/2017
drawn		11/2017
checked		11/2017
approved		
Chief Architect		11/2017
Senior Architect		11/2017
Project Architect	signed	11/2017 date

contract no.	SS G503
file no.	ASD 51/8216/MX/DH/080
project no.	020 NB
contract	

drawing title

LAYOUT & DETAILS - CEREMONY HALL-1 AT G/F

drawing no.	scale
AB/8216/DL100	1 : 50

office

D:\Users\ccfelawongwy1\Documents\ASD-8216-Workstage 4_wongwy1.rvt
9/11/2017 3:38:02 PM

A1 841 x 594