GENERAL NOTES

1. All dimensions shown on all drawings are structural and in (mm) unless otherwise stated.
2. All block works to be built in 1:3 cement mortar.
3. Structural calculation and details to be submitted separately.
4. Drainage plans to be submitted separately.
5. Risers of all staircase to be not more than 150mm and treads to be not less than 250mm.
6. A minimum clear headroom of 2m to be provided in all escape staircase/ exit routes.
7. Clear height from floor to beam soffit to be not less than 2.3m.
8. Clear height from floor to soffit of ceilings except for classrooms to be not less than 2.6m.
9. Top of opening for all windows to be not less than 2m.
10. Artificial lighting and mechanical ventilation to be provided for the areas where require.
11. A layer of composed and impervious felt membrane roofing 10mm thick bedded down s on roof by viscous material.
12. All kitchens, baths and lavatories to have ceramic tiles, or alike, flooring, and 1200mm high glazed wall tiles, or alike, at dado.
13. Clear headroom of classroom not less than 3m.
14. No compartment exceed 7,000c.m. .
15. Applicable provisions of Design Manual Barrier Free Access 1997 to be complied with.
16. Each Classroom accommodates not more than 40 Students and 1 Teacher.
17. Handrail for disabled ramps and required staircases to be at heights and dimensions co with the 'Design Manual : Barrier Free Access 1997'
18. All doors to protected lobbies to have appropriate notices on both sides in compliance with the 'Code of Practice for Fire Resisting Construction 1996'
19. All fire resisting works to be constructed in accordance with the 'Code of Practice for Fire Resisting Construction 1996'
20. Rated load of fire's lift to be 1600kg; with minimum internal dimension of 1.1m and internal floor area not less than 1.35 sq. m. .
21. U.F.A. is marked to each room in the building plans.
22. The exit routes & exit staircases leading to an open area at any upper floor level of the building will be adequately defined by tactites & signages.
23. All inner rooms are provided with vision panels
24. Every window openings above the ground floor are protected by a barrier which is not le than 1100mm high.
25. The external wall at any floor is separated from the external wall at the floor next belo spandrel which is not less than 900mm in height and is of non-combustible materials 1hr. F.R.P.
26. Passenger: 21; Rated speed: 1.5m/s
27. Assembly hall for exclusi it is not a place of public entertainment.
28. 1:80 fo to be provided
29. All lift lobbies with 1 hour ventilation.
30. Emerge Vehicular Acce
The ex EVA serving the Tat Chee Avenue will remain unchanged.
The EVA shall have a hea not less than 4.5m and not less than 6m in width.
EVA sh have a capacity 10 tonnes.

LEGEND AND ABBREVIATIONS

	1/2 HR. F.R.P. SELF CLOSING DOOR
	1 HR. F.R.P. SELF CLOSING DOOR
	2 HR. F.R.P. SELF CLOSING DOOR
	DOOR WITH PANIC BOLT
	1/2 HR. F.R.P. SELF CLOSING DOOR WITH VISION PANEL
	1 HR. F.R.P. SELF CLOSING DOOR WITH VISION PANEL
	2 HR. F.R.P. SELF CLOSING DOOR WITH VISION PANEL
	METAL DOOR
	1/2 HR. F.R.P. ACCESS DOOR
	1 HR. F.R.P. ACCESS DOOR
	2 HR. F.R.P. ACCESS DOOR
	PIPE DUCT
+ 0.00 (E)	EXISITNG SITE LEVEL (P.D.)
	GENERAL STRUCTURAL FLOOR LEVEL
	GENERAL FINISH FLOOR LEVEL
	GENERAL STRUCTURAL FLOOR LEVEL FOR ELEVATION
	GENERAL FINISH FLOOR LEVEL FOR ELEVATION
F.F.L	FINISH FLOOR LEVEL
M. LAV.	MALE LAVATORY
F. LAV.	FEMALE LAVATORY
DIS	DISABLED TOILET
LAV. (S)	STAFF LAVATORY
	DISABLED LIFT
	FIREMAN'S LIFT
F.S.INLET	FIRE SERVICE INLET
F.S.	FIRE SHUTTER
F.H.	FIRE HYDRANT
H.R.	HOSE REEL
C.L.	CAT LADDER
M.L.	METAL LOURVE
	EARTH (UNEXCAVATED)
	EXIT SIGN
M/V/L	MECHANICAL VENTILATION / ARTIFICIAL LIGHTING
ST-XX	STAIRCASE MARK

Minimum Imposed Loads for floors on Plan (kPa)

Toilet Rooms		2.0
Classrooms/Lecture Rooms		3.0
Office		3.0
Kitchen	4.0	
Library	5.0	
Restaurant		5.0
Flat Roof	2.0	
Stair, Landings and Corridor	3.0	

FIRE SERVICES NOTES

1. **Sprinkler System**

A sprinkler system shall be provided and installed in accordance with the LPC Rules (incorporating BS 5306: Part 2) to protect the entire building except Transformer Rooms, TBE Room, Fire Control Centre, Emergency Generator Room, Oil Tank Room, Switch Rooms, Data Computer Server Room, Pump Rooms, AHU Rooms **(entrance lobbies shall be sprinkler protected)**, PAU Rooms, MCC Room, **Clean Agent Cylinder Room, UPS Room, A/C Control Room, Chiller Plant Room,** canopies and E/M riser ducts/ shafts. (Remarks: PAU = primary air handling unit, MCC Room = motor control cubicle, TBE = telecommunication & broadcasting equipment, all are E/M equipment).

A set of sprinkler pumps and a 134m^3 sprinkler tank with single ended town main supply shall be provided on LG1 at the location as shown on plans. The sprinkler control valves shall be installed inside the Fire Control Centre on LG2. Sprinkler inlets shall be provided on LG2 and G/F at the locations as indicated on plans.

The sprinkler system shall be of wet pipe type, and shall conform to ordinary hazard group III for loading/ unloading areas, OHIIIS for exhibition areas, and ordinary hazard group I for all other areas.

Flow switches shall be provided to indicate at the fire alarm panel the floor upon which sprinkler is operating.

2. **FH/HR System**

A FH/HR system shall be provided for the building. A set of FH/HR pumps and a 36m^3 F.S. tank shall be provided on Roof at the location as shown on plans. The design flow rate of the system shall be 900 L/min.

Fire hydrants shall be provided at stairwell landings at the locations as shown on plans. At each hydrant point, a single-outlet type fire hydrant shall be installed. Hose reels shall be provided at the locations as shown on plans to cover every part of the building except the transformer rooms and **switch rooms**. F.S. inlets shall be provided on LG2 and G/F at the locations as indicated on plans.

3. **Clean Agent System**

A **clean agent** total flooding system shall be provided for the Data Computer Server Room on LG2. The system shall be installed in accordance with NFPA 2001.

4. **Smoke Detector Operated Fire Shutter**

Smoke detector operated fire shutter shall be provided at the locations as shown on plans. Smoke detectors shall be installed on both sides of the fire shutter. Upon activation of a smoke detector, alarm sounder and flashing lights provided adjacent to the corresponding fire shutter shall be actuated. Upon activation of two smoke detectors, the corresponding fire shutter shall be closed automatically. Manual control shall also be provided on both sides of the fire shutter.
[Regarding no direct link provision, see last paragraph in item 5.]

5. **Fire Detection and Alarm System**

A fire detection and alarm system shall be provided and installed in accordance with the LPC Rules (incorporating BS 5839: Part 1: 1988).

A manual call point and an alarm bell shall be installed adjacent to each hose reel point. Visual fire alarm flashing red lights shall be provided **inside building** other than in areas not accessible to the public such as Offices, Stores, Staff Toilets, Kitchens, Data Communication Room, Fire Control Centre, Oil Tank Room, Data Computer Server Room, Meter Room, Server Rooms, **Equipment Rooms, Cleaner's Rooms, and** electrical and mechanical plant rooms. Upon activation of a manual call point, a fire detector (except those for fire shutter control **and gas flooding system**) or a sprinkler flow switch all alarm bells and flashing rad lights on all floor shall be actuated.

Heat detectors shall be installed at the Transformer Rooms, TBE Room, Data Communication Room, Fire Control Centre, Emergency Generator Room, Oil Tank Room, Switch Rooms, Pump Rooms, AHU Rooms **(except entrance lobbies)**, PAU Rooms, MCC Room, CCMS Room, **Clean Agent Cylinder Room, UPS Room,** except E/M riser ducts/ shafts.

The fire alarm panel shall be installed at the Fire Control Centre on LG2. A common fire alarm signal and a common fault alarm signal from the fire detectors, (except those for fire shutter controls or gas flooding installation controls), manual call points, and sprinkler flow switches shall be connected to the Fire Services Communication Centre via a direct telephone link.

6. **Portable Extinguishers**

Portable extinguishers shall be provided at the positions as indicated on plans. An automatic clean agent type fixed sprayer unit shall be provided at the Oil Tank Room.

7. **Emergency Lighting**

Emergency lighting shall be provided for the entire building including all exit routes. The emergency lighting shall be installed in accordance with BS 5266: Part 1. All emergency lightings shall be fed from the public electricity mains and shall be backed up by emergency generator & secondary battery back-up.

8. **Exit Signs**

Exit signs shall be provided at the locations as shown on plans. All exit signs shall be fed from the public electricity mains anc shall be backed up by emergency generator & secondary battery back-up.

9. **VAC Control System**

A ventilation / air conditioning control system shall be provided where necessary to stop mechanically induced air movement within a designated fire compartment.

10. **Emergency Generator**

An emergency generator shall be installed to provide a secondary power supply to all essential services.

11. **Fireman's Lift**

Lift marked "A" shall be designated as fireman's lift.

12. **Transformers**

Two to three nos. 1500 kVA non-oil-filled type transformer shall be installed at each transformer room. No fixed installation (other than fire detection system) shall be provided for the transformer rooms.

13. Within the Oil Tank Room, all electrical apparatus shall be of a type suitable for use within potentially hazardous areas.

14. No audio / visual advisory system shall be provided. No staircase pressurization system shall be provided.

15. **An independent mechanical ventilating system shall be provided for the UPS Room on LG2. Duplicate ventilating fan (one as duty and the other as standby) shall be installed which shall operate when the battery charger is in operation.**

16. **Street Hydrants**

The existing street fire hydrants provided along the EVA shall be retained and shall remain unchanged.

17. **Linings**

All linings for acoustic and thermal insulation purposes in ductings and concealed locations shall be of Class 1 or 2 rate of surface spread of flame as per British Standard 476: Part 7 or its international equivalent, or be brought up to that standard by use of an approved fire retardant product.

All linings for acoustic, thermal insulation and decorative purposes within protected means of escape shall be of Class 1 or 2 rate of surface spread of flame as per British Standard 476: Part 7 or its international equivalent, or be brought up to that standard by use of an approved fire retardant product.

18. Any intended storage or use of Dangerous Goods as defined in Chapter 295 of the Laws of Hong Kong shall be notified to the Director of Fire Services.

19. Restaurant as indicated on 6/F is intended for teaching purpose only and is not classified licensing premises.

LEGEND FOR COLOURING DRAWINGS

	Red	Brick
	Green	Concrete (Plain or reinforced)
	Blue	Solid Concrete Blocks
	Orange	Lightweight Partition
	Magnolia	Plaster or Cement Rendering
	Pink	Mosaic or Other Non-absorbent Floor Tiles
	Lemon	Mosaic or Other Non-absorbent Wall Tiles
	Blue	Glass
	Brown	Timber Doors
	Purple	Metalwork / Steel
	Yellow	Sanitary Fitments
	Green	Provision for the Disabled

PLOT RATIO (P.R.)

NON-DOMESTIC PORTION

EX. PHASE 1 & 2 AND CENTRE FOR ACADEMIC EXCHANGE AND TO YUEN BUILDING	=	158716.134 SQ.M	(Based on GBP approved on 22/3/06, ref. no. 2-3/4083/89/5)	
TOTAL P.R. OF NON-DOMESTIC	=	158716.134 SQ.M	/ 114348.800 SQ.M	
	=	1.388		
PROPOSED G.F.A. FOR COMMUNITY COLLEGE OF CITY UNIVERSITY BUILDING	=	36413.771 SQ.M		
ACTUAL P.R. OF NON-DOMESTIC	=	36413.771 SQ.M	/ 114348.800 SQ.M	
		0.318		
TOTAL P.R. OF NON-DOMESTIC	=	1.388	+ 0.318	
	=	1.706	< 12.600	

DOMESTIC PORTION

REMAINING P.R. FOR DOMESTIC	= (	12.600	- 1.706	) X 7.5 / 12.600
	=	6.485		
EX. G.F.A. FOR SENIOR SAFF QUARTER AT NAM SHAN CHUEN RD. & CENTRE FOR ACADEMIC EXCHANGE	=	22844.415 SQ.M	(Based on GBP approved on 22/3/06, ref. no. 2-3/4083/89/5)	
EX. P.R. FOR SENIOR SAFF QUARTER AT NAM SHAN CHUEN RD. & CENTRE FOR ACADEMIC EXCHANGE	=	22844.415	/ 114348.800	
	=	0.200		
	=	0.200	< 6.485	

SITE COVERAGE CALCULATION DIAGRAM

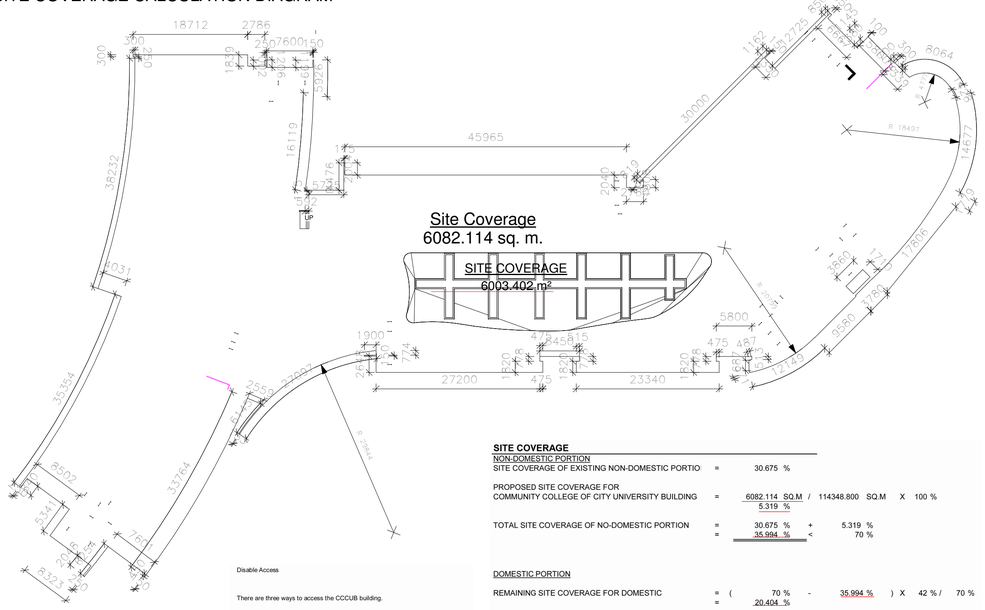

SITE COVERAGE

NON-DOMESTIC PORTION

SITE COVERAGE OF EXISTING NON-DOMESTIC PORTIO	=	30.675 %		
PROPOSED SITE COVERAGE FOR COMMUNITY COLLEGE OF CITY UNIVERSITY BUILDING	=	6082.114 SQ.M	/ 114348.800 SQ.M	X 100 %
		5.319 %		
TOTAL SITE COVERAGE OF NO-DOMESTIC PORTION	=	30.675 %	+ 5.319 %	
	=	35.994 %	< 70 %	

DOMESTIC PORTION

REMAINING SITE COVERAGE FOR DOMESTIC	= (	70 %	- 35.994 %	) X 42 % / 70 %
	=	20.404 %		
EX. SITE COVERAGE FOR SENIOR SAFF QUARTER AT NAM SHAN CHUEN RD. & CENTRE FOR ACADEMIC EXCHANGE	=	2.202	< 20.404 %	

*** BASED ON G.B.P. APPROVED ON 22/03/2006 REF: 2-3/4083/89/5**

CLASS OF SITE: C
SITE AREA (SQ.M): 114348.800
BUILDING HEIGHT (M): 50.38

Disable Access

There are three ways to access the CCCUB building.

1) The first one is the vehicular access from Tat Chee Avenue. Person with disabilities can be dropped off by vehicles using the existing EVA.

2) The seccnd access path is through the main entrance of City University from Tat Chee Avenue. Person with disabilities can be dropped off by vehicles at the roundabout. Then use the disable access path in the existing building within the same site. Due to the site constraint, the only way for people with disabilities to access the CCCUB building is to go through the public areas of the existing buildings. Which is owned by the same owner.

3) The third access path is from the main public transports (i.e. MTR and bus station). Go through the public areas of the existing buildings in the same site owned by the same owner.

CLASS OF SITE:	C
SITE AREA (SQ.M):	114348.8
BUILDING HEIGHT (M):	50.38

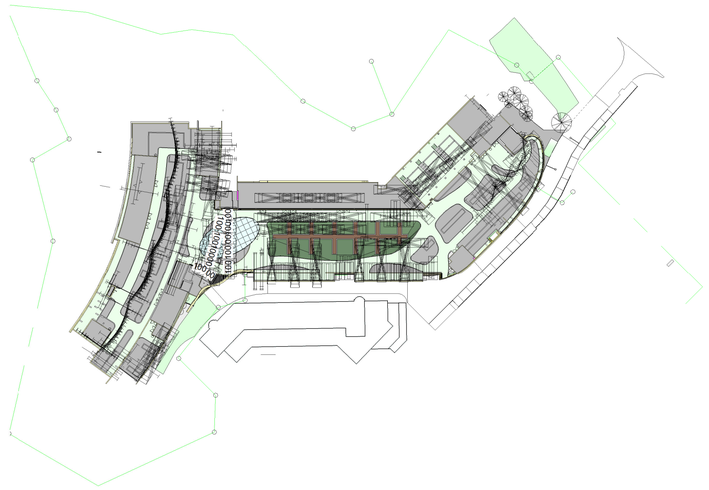

BLOCK PLAN 1:1000

SITE PLAN 1:2000

Project	Client	Structure Engineer/ E & M	Rev.	Issue Date	Initial	Description
COMMUNITY COLLEGE OF CITY UNIVERSITY BUILDING	香港城市大學 City University of Hong Kong	Hyder Consulting	-	-	-	-
		Quantity Surveyor: Rider Levett Bucknall				
		Landscape Consultant: Kenneth Ng & Associates Ltd. Landscape and Environmental Consultants				

Design By	
Draw By	
Check By	DAV
Approve By	DAV
Plot Date	02/01/06
Project Number	05595
Drawing	COVER SHEET
Computer File	
Drawing Number	595S000
Rev.	B
Scale	As indicated @A1

Aedas
19th Floor
1063 King's Road
Quarry Bay
Hong Kong
T +852 2861 1728
F +852 2529 6419
E hongkong@aedas.com
aedas.com

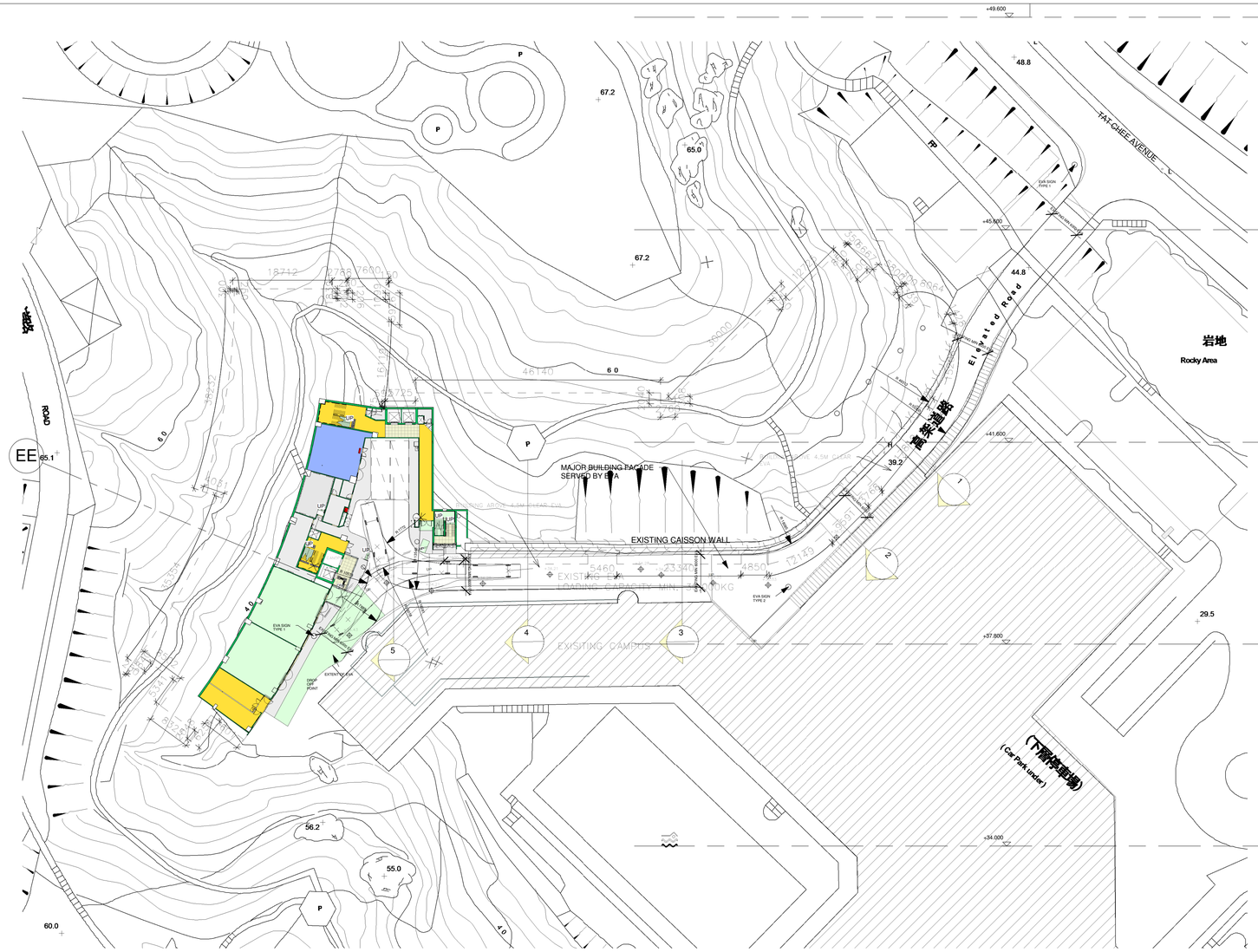

2 BD_Master EVA Plan
1 : 500

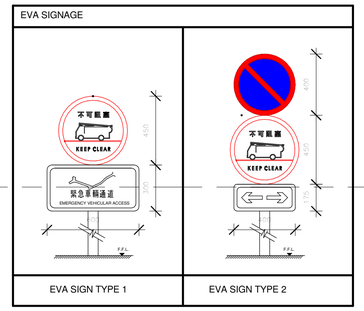

1 EVA Signs
1 : 20

LEGEND
F.F.L. FINSIH FLOOR LEVEL

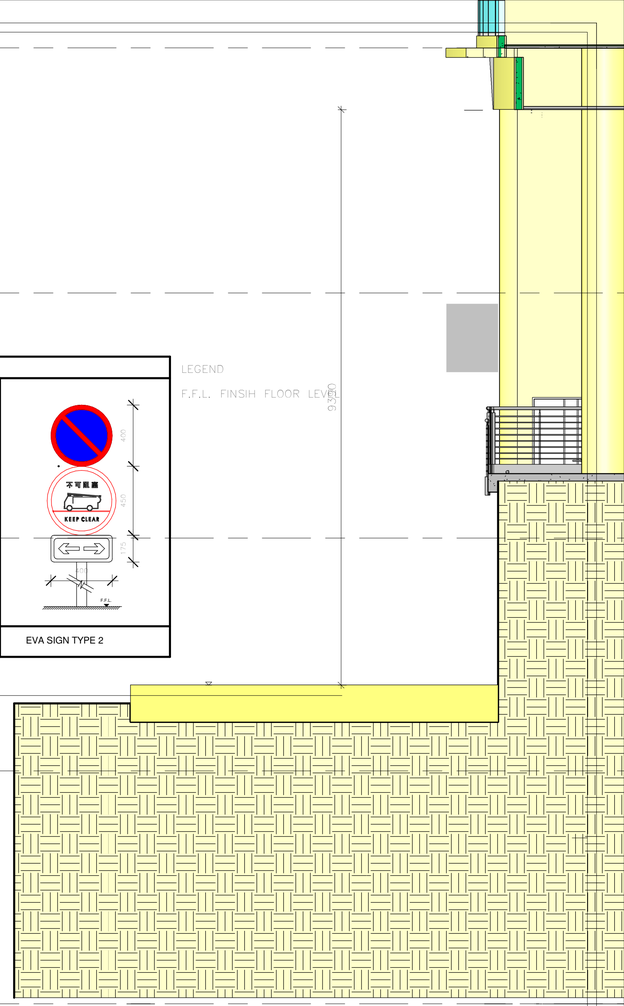

3 EVA_Section1
1 : 50

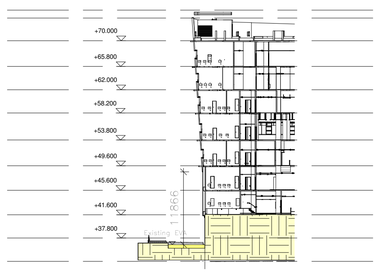

4 EVA_Section2
1 : 500

5 EVA_Section3
1 : 500

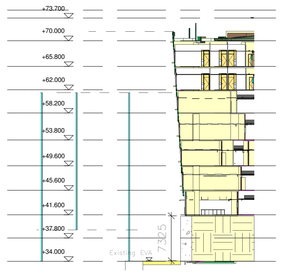

6 EVA_Section4
1 : 500

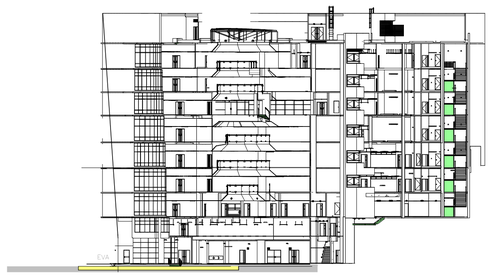

7 EVA_Section5
1 : 500

Project	Client	Structure Engineer/ E & M	Rev.	Issue Date	Initial	Description	Design By	Project Number	Drawing Number	Rev.	Scale
COMMUNITY COLLEGE OF CITY UNIVERSITY BUILDING	香港城市大學 City University of Hong Kong	Hyder Consulting	-	-	-	-	Draw By	05595	595S001	B	As indicated @A1
		Quantity Surveyor: Rider Levett Bucknall					Check By: DAV	Drawing: EVA PLAN			
		Landscape Consultant: Kenneth Ng & Associates Ltd. Landscape and Environmental Consultants					Approve By: DAV	Computer File			
							Plot Date: 03/13/07				

Aedas
19th Floor
1063 King's Road
Quarry Bay
Hong Kong
T +852 2861 1728
F +852 2529 6419
E hongkong@aedas.com
aedas.com

1 EVA__34.00_LG2-F
1 : 1000

2 EVA__37.80_LG1-F
1 : 1000

3 EVA__41.60_G-F
1 : 1000

4 EVA__45.60_1-F
1 : 1000

5 EVA__49.60_2-F
1 : 1000

6 EVA__53.80_3-F
1 : 1000

7 EVA__58.20_4-F
1 : 1000

8 EVA__62.00_5-F
1 : 1000

9 EVA__65.80_6-F
1 : 1000

*Hatch area represents the total length of the building facade served by the EVA

CALCULATION ON TOTAL LENGTH OF BUILDING FACADE TO BE SERVED BY EVA AND PERCENTAGE OF SUCH LENGTH OVER THE TOTAL LENGTH OF ALL THE PERIMETER WALLS OF THE BUILDING

TOTAL LENGTH OF THE BUILDING FACADE SERVED BY THE EVA

																		TOTAL (m)
LG2F (in mm)	24163	1805	24480	1817	250	2100												54.615
LG1F (in mm)	24163	1805	24480	1817	250	2100												54.615
GF (in mm)	1100	22754	1730	22514	679	63250	308	100	94	9844								122.373
1F (in mm)	1100	22384	1675	22843	1796	29100	1116	5450	1116	23350	1116	5350	577	100	363	9844		127.280
2F (in mm)	1100	22045	1612	23172	2058	29100	1379	5450	1379	23350	1379	4855	868	10918				128.665
3F (in mm)	1100	21689	1546	23519	2334	29100	1654	5450	1654	23350	1654	4855	1149	100	10756	379		130.289
4F (in mm)	1100	21317	1477	23883	679	1925	1943	27175	1943	5450	1943	23350	1943	4855	1444	100	11363	131.890
5F (in mm)	1100	20995	1419	24198	679	1925	2192	27175	2192	5450	2192	23350	2192	4855	1698	100	11561	133.273
6F (in mm)	1100	20660	1359	24513	679	1925	2441	27175	2441	5450	2441	23350	2441	4855	2051	11760		134.641

TOTAL LENGTH OF THE BUILDING FACADE

																								TOTAL (m)
LG2F (in mm)	9110	175	1975	10487	61006	11722	448	100	29717	1805	24480	4167	6655	6415	19439									187.701
LG1F (in mm)	9110	175	1975	10487	58407	4530	8178	8322	489	200	5975	7624	474	100	29873	1805	24480	1817	250	2100				176.371
GF (in mm)	11821 9844 875 175	77143 13751 298 6150	4499 4061 875 175	8176 3661 300 646	8320 1762 950 1566	631 3621 300 4628	200 2431 7665	5994 2178 300	7650 1527 5585	474 2871 75	100 2896 650	6165 1894 950	23552 3870 75	1730 3149 4883	22514 3050 100	679 1222 225	63250 1007 23914	308 5879 52336	100 125 6559	94 5200 9500				447.154
1F (in mm)	27399 1116 2245 175	37155 23350 1338 646	2360 1116 2512 15666	33679 5350 4882 4628	8711 577 2622	5388 100 2752	8321 363 1006	833 9844 5879	200 9516 125	6012 51 5800	7650 4235 950	474 3850 300	100 1150 1425	29516 109 2192	1675 4338 44371	22843 2923 41159	1796 2353 9250	29100 2223 9900	1116 1590 2476	5450 2461 5750				474.442
2F (in mm)	10789 1379 1662	200 5450 6877	16632 1379 125	37355 23350 5800	2360 1379 950	33684 4855 300	8736 868 1425	5367 10918 2192	8321 9546 35133	1009 682 47674	200 3932 2735	6031 563 9900	7672 9547 2476	474 3574 5750	100 7186 175	29344 3584 646	1612 3580 15666	23172 3324 4628	2058 3278	29100 1553				468.257
3F (in mm)	7952 2334 3597 15666	25 29100 3594 4628	2837 1654 3131	175 5450 1711	16632 1654 1820	37379 23350 6875	2360 1654 125	33693 4855 5800	8711 1149 950	5367 100 300	8320 10756 1425	1169 379 7417	200 9538 40358	6051 931 40287	7650 3932 2735	474 838 9875	100 9515 2451	29159 3639 5775	1546 7267 175	23519 3544 646				474.299
4F (in mm)	7986 679 3621 9900	25 1925 3608 2451	2777 1943 3610 5750	200 27175 3231 175	16657 1943 2522 646	37503 5450 1365 15666	2254 1943 6875 4628	33525 23350 125	8736 1943 5800	5367 4855 950	8296 1444 300	1387 100 1425	200 11363 7417	6072 9534 39410	7626 1168 5040	475 3932 1020	98 1076 6740	28967 9556 350	1477 3615 29175	23883 7302 2735				478.342
5F (in mm)	7950 679 3650 2451	25 1925 3596 5750	2837 2192 3650 175	1714 27175 3337 646	18362 2192 2645 15666	38440 5450 1494 4628	4031 2192 6875	33511 23350 125	8727 2192 5800	5367 4855 950	8323 1698 300	1556 100 1425	200 11561 7417	6089 9535 11875	7650 1417 2500	475 3930 27834	98 1325 2506	28802 9616 2810	1419 3619 3015	24198 7324 46065				489.286
6F (in mm)	7750 98 9650 2810	1226 28644 3608 2065	200 1359 7375 46065	1199 24513 3774 2476	2837 679 3662 5750	1714 1925 3497 175	18362 2441 3402 646	1573 27175 2905 15666	5600 2441 1532 4628	31304 5450 6875	4031 2441 125	33507 23350 5800	8727 2441 950	5367 4855 300	8322 2051 1425	1720 11760 7417	200 9527 11875	6108 1666 2500	7626 3930 27834	475 1516 1556				492.453

PERCENTAGE

LG2F	54.615	/	187.701	=	0.290968	=	29.10%	>	25%
LG1F	54.615	/	176.371	=	0.30966	=	30.97%	>	25%
GF	122.373	/	447.154	=	0.273671	=	27.37%	>	25%
1F	127.280	/	474.442	=	0.268273	=	26.83%	>	25%
2F	128.665	/	468.257	=	0.274774	=	27.48%	>	25%
3F	130.289	/	474.299	=	0.274698	=	27.47%	>	25%
4F	131.890	/	478.342	=	0.275723	=	27.57%	>	25%
5F	133.273	/	489.286	=	0.272383	=	27.24%	>	25%
6F	134.641	/	492.453	=	0.273409	=	27.34%	>	25%

Project
COMMUNITY COLLEGE OF CITY UNIVERSITY BUILDING

Client
香港城市大學 City University of Hong Kong

Structure Engineer/ E & M
Hyder Consulting

Quantity Surveyor
Rider Levett Bucknall

Landscape Consultant
Kenneth Ng & Associates Ltd.
Landscape and Environmental Consultants

Rev.	Issue Date	Initial	Description
-	-	-	-

Design By
Draw By
Check By DAV
Approve By DAV
Plot Date 03/07/07

Project Number 05595
Drawing EVA PLAN
Computer File
Drawing Number 595S002
Rev. B
Scale 1 : 1000 @A1

Aedas
19th Floor
1063 King's Road
Quarry Bay
Hong Kong
T +852 2861 1728
F +852 2529 6419
E hongkong@aedas.com
aedas.com

Project	Client	Structure Engineer/ E & M	Rev.	Issue Date	Initial	Description	Design By	Project Number
COMMUNITY COLLEGE OF CITY UNIVERSITY BUILDING	香港城市大學 City University of Hong Kong	Hyder Consulting						05595
		Quantity Surveyor: Rider Levett Bucknall					Draw By	Drawing: PLAN +34.00_LG2/F
							Check By: DAV	Computer File
		Landscape Consultant: Kenneth Ng & Associates Ltd. Landscape and Environmental Consultants	-	-	-	-	Approve By: DAV	Drawing Number: 595S010
							Plot Date: 02/01/06	Rev.: B

Scale: 1 : 200 @A1

Aedas
19th Floor
1063 King's Road
Quarry Bay
Hong Kong
T +852 2861 1728
F +852 2529 6419
E hongkong@aedas.com
aedas.com

Project	Client	Structure Engineer/ E & M	Rev.	Issue Date	Initial	Description	Design By	Project Number
COMMUNITY COLLEGE OF CITY UNIVERSITY BUILDING	香港城市大學 City University of Hong Kong	Hyder Consulting	-	-	-	-		05595
		Quantity Surveyor: Rider Levett Bucknall					Draw By	Drawing: PLAN +37.80_LG1/F
		Landscape Consultant: Kenneth Ng & Associates Ltd. Landscape and Environmental Consultants					Check By: DAV	Computer File
							Approve By: DAV	Drawing Number: 595S011
							Plot Date: 02/01/06	Rev.: B
								Scale: 1 : 200 @A1

Aedas
19th Floor
1063 King's Road
Quarry Bay
Hong Kong
T +852 2861 1728
F +852 2529 6419
E hongkong@aedas.com
aedas.com

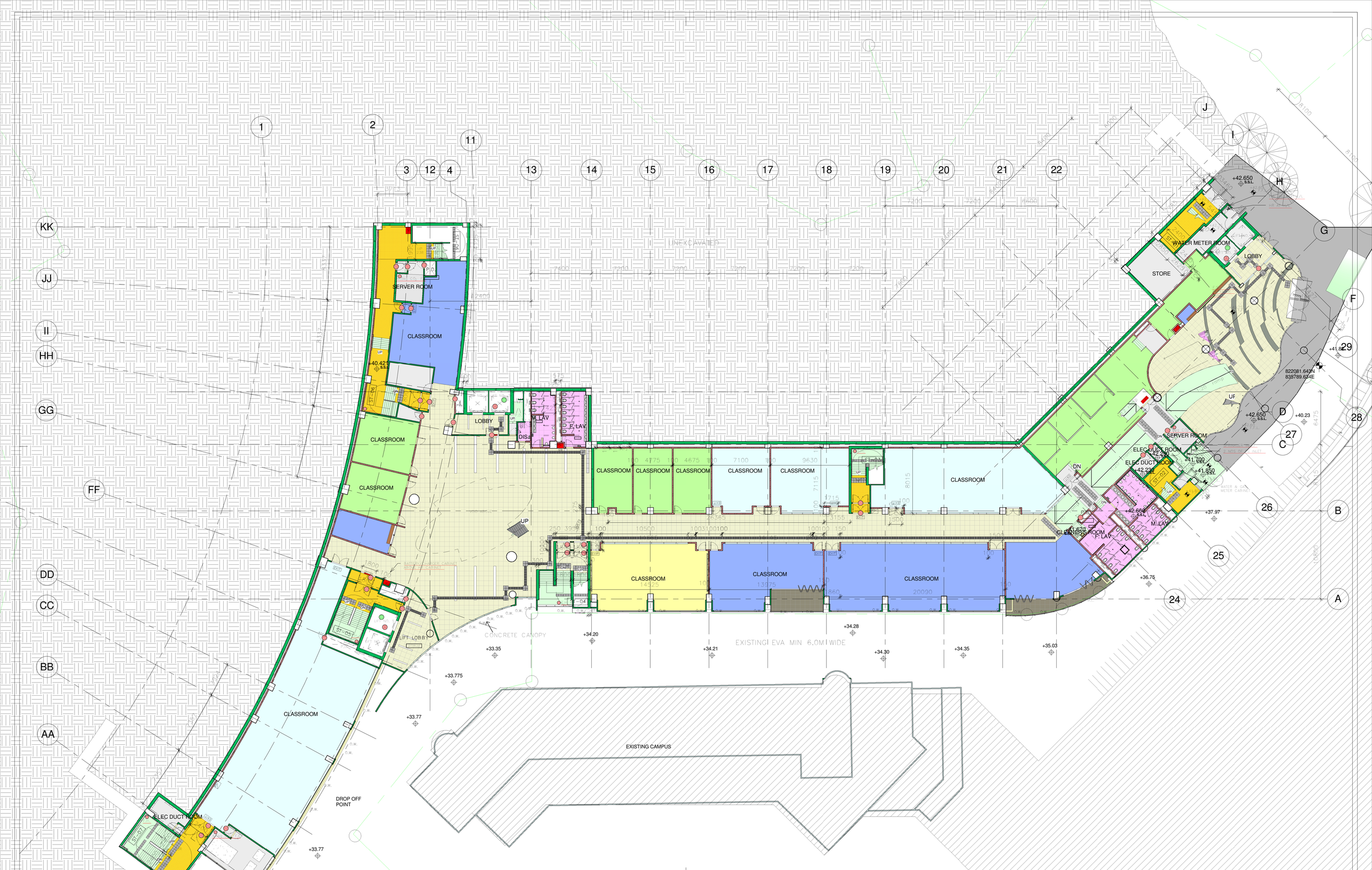

Project	Client	Structure Engineer/ E & M	Rev.	Issue Date	Initial	Description
COMMUNITY COLLEGE OF CITY UNIVERSITY BUILDING	香港城市大學 City University of Hong Kong	Hyder Consulting	-	-	-	-
		Quantity Surveyor: Rider Levett Bucknall				
		Landscape Consultant: Kenneth Ng & Associates Ltd. Landscape and Environmental Consultants				

Design By	
Draw By	
Check By	DAV
Approve By	DAV
Plot Date	02/01/06
Project Number	05595
Drawing	PLAN +41.60_G/F
Computer File	
Drawing Number	595S012
Rev.	B
Scale	1 : 200 @A1

Aedas
19th Floor
1063 King's Road
Quarry Bay
Hong Kong
T +852 2861 1728
F +852 2529 6419
E hongkong@aedas.com
aedas.com

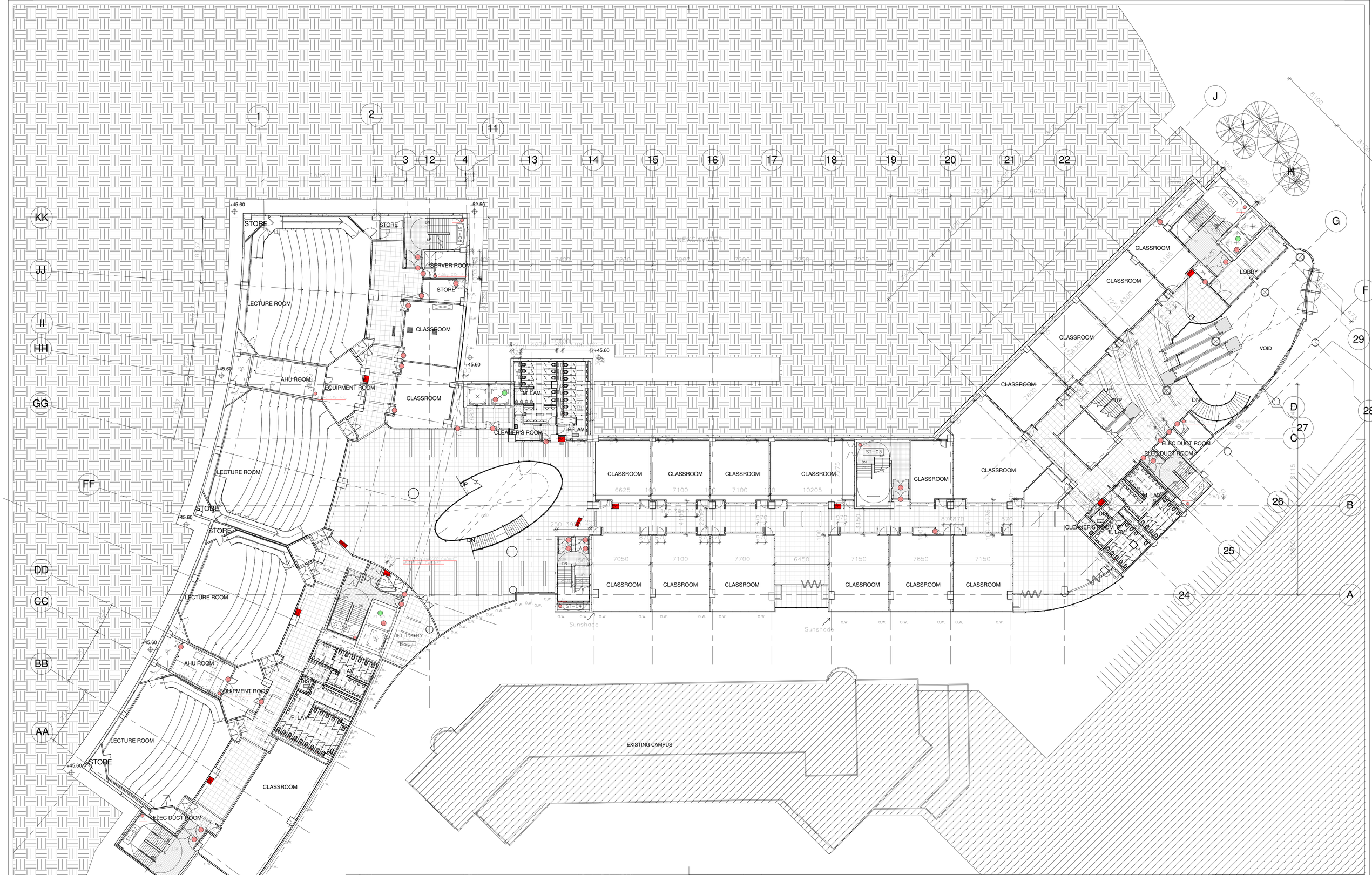

Project	Client	Structure Engineer/ E & M	Rev.	Issue Date	Initial	Description
COMMUNITY COLLEGE OF CITY UNIVERSITY BUILDING	香港城市大學 City University of Hong Kong	Hyder Consulting	-	-	-	-
		Quantity Surveyor: Rider Levett Bucknall				
		Landscape Consultant: Kenneth Ng & Associates Ltd. Landscape and Environmental Consultants				

Design By	
Draw By	
Check By	DAV
Approve By	DAV
Plot Date	02/01/06
Project Number	05595
Drawing	PLAN +45.60_1/F
Computer File	
Drawing Number	595S013
Rev.	B
Scale	1 : 200 @A1

Aedas
19th Floor
1063 King's Road
Quarry Bay
Hong Kong
T +852 2861 1728
F +852 2529 6419
E hongkong@aedas.com
aedas.com

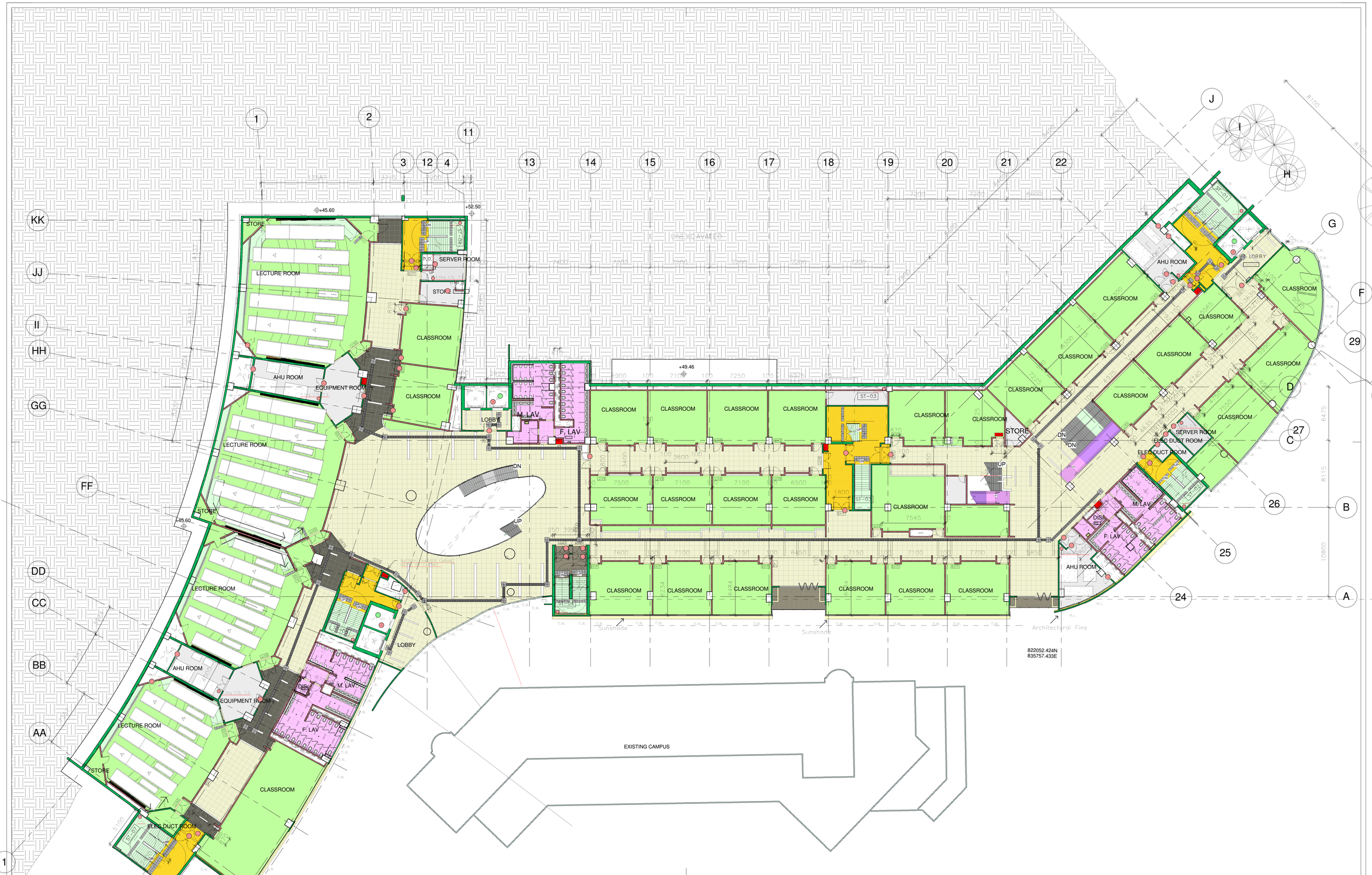

Project	Client	Structure Engineer/ E & M	Rev.	Issue Date	Initial	Description	Design By	Project Number
COMMUNITY COLLEGE OF CITY UNIVERSITY BUILDING	香港城市大學 City University of Hong Kong	Hyder Consulting						05595
		Quantity Surveyor: Rider Levett Bucknall					Draw By	Drawing: PLAN +49.60_2/F
		Landscape Consultant: Kenneth Ng & Associates Ltd. Landscape and Environmental Consultants	-	-	-	-	Check By: DAV	Computer File
							Approve By: DAV	
							Plot Date: 02/01/06	Drawing Number: 595S014

Rev.: B
Scale: 1 : 200 @A1

Aedas
19th Floor
1063 King's Road
Quarry Bay
Hong Kong
T +852 2861 1728
F +852 2529 6419
E hongkong@aedas.com
aedas.com

Project	Client	Structure Engineer/ E & M	Rev.	Issue Date	Initial	Description
COMMUNITY COLLEGE OF CITY UNIVERSITY BUILDING	香港城市大學 City University of Hong Kong	Hyder Consulting	-	-	-	-
		Quantity Surveyor: Rider Levett Bucknall				
		Landscape Consultant: Kenneth Ng & Associates Ltd. Landscape and Environmental Consultants				

Design By	
Draw By	
Check By	DAV
Approve By	DAV
Plot Date	02/01/06
Project Number	05595
Drawing	PLAN +53.80_3/F
Computer File	
Drawing Number	595S015
Rev.	B
Scale	1 : 200 @A1

Aedas
19th Floor
1063 King's Road
Quarry Bay
Hong Kong
T +852 2861 1728
F +852 2529 6449
E hongkong@aedas.com
aedas.com

Project	Client	Structure Engineer/ E & M	Design By	Project Number
COMMUNITY COLLEGE OF CITY UNIVERSITY BUILDING	香港城市大學 City University of Hong Kong	Hyder Consulting	Draw By	05595
		Quantity Surveyor: Rider Levett Bucknall	Check By: DAV	Drawing: PLAN +58.20_4/F
		Landscape Consultant: Kenneth Ng & Associates Ltd. Landscape and Environmental Consultants	Approve By: DAV	Computer File
			Plot Date: 02/01/06	Drawing Number: 595S016 · Rev.: B · Scale: 1 : 200 @A1

Rev.	Issue Date	Initial	Description
-	-	-	-

Aedas
19th Floor
1063 King's Road
Quarry Bay
Hong Kong
T +852 2861 1728
F +852 2529 6419
E hongkong@aedas.com
aedas.com

Project	Client	Structure Engineer/ E & M	Rev.	Issue Date	Initial	Description	Design By	Project Number
COMMUNITY COLLEGE OF CITY UNIVERSITY BUILDING	香港城市大學 City University of Hong Kong	Hyder Consulting					Draw By	05595
		Quantity Surveyor: Rider Levett Bucknall					Check By: DAV	Drawing: PLAN +62.00_5/F
		Landscape Consultant: Kenneth Ng & Associates Ltd. Landscape and Environmental Consultants	-	-	-	-	Approve By: DAV	Computer File
							Plot Date: 02/01/06	Drawing Number: 595S017 · Rev. B · Scale 1 : 200 @A1

Aedas
19th Floor
1063 King's Road
Quarry Bay
Hong Kong
T +852 2861 1728
F +852 2529 6419
E hongkong@aedas.com
aedas.com

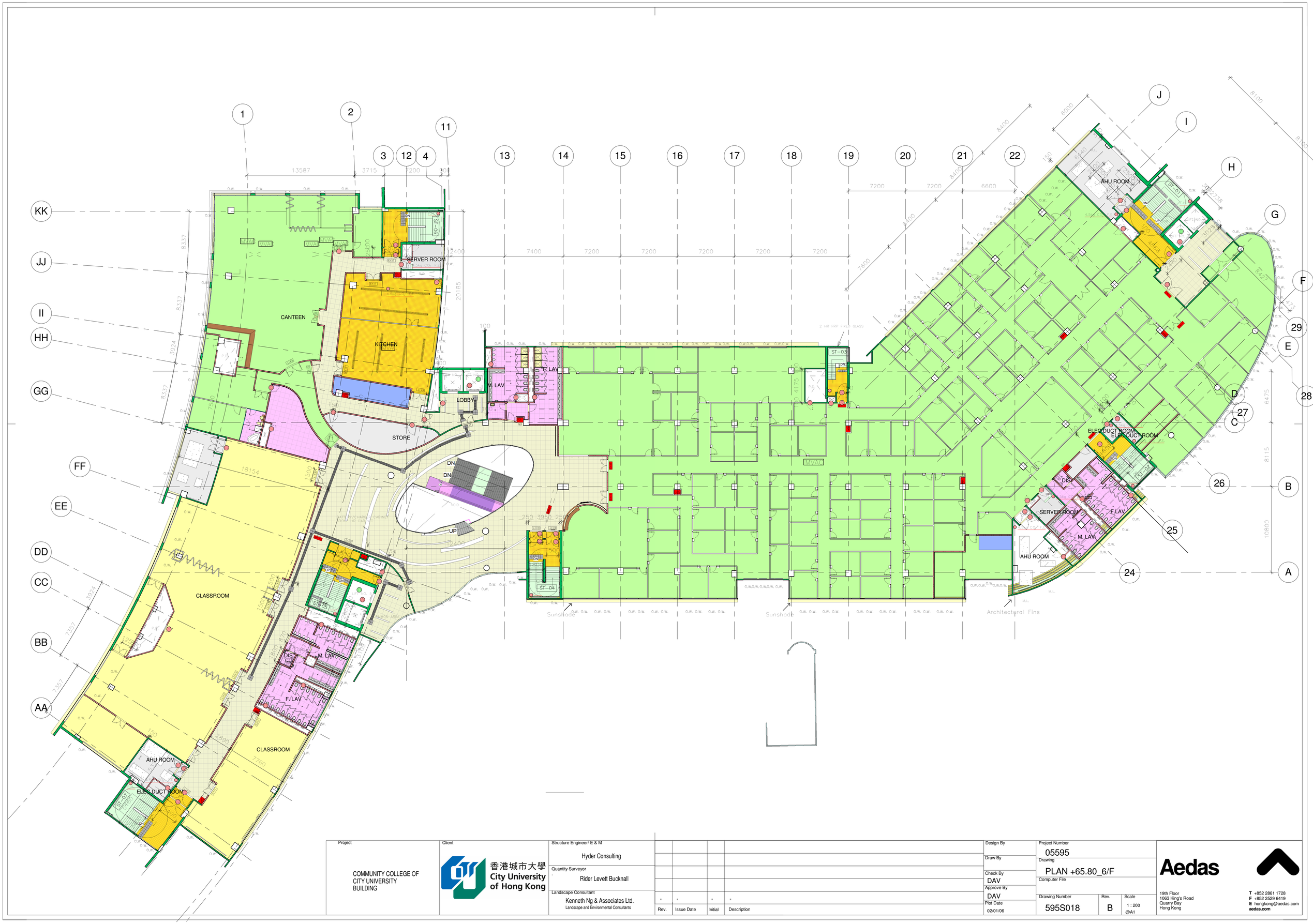

Project	Client	Structure Engineer/ E & M	Rev.	Issue Date	Initial	Description	Design By	Project Number
COMMUNITY COLLEGE OF CITY UNIVERSITY BUILDING	香港城市大學 City University of Hong Kong	Hyder Consulting						05595
		Quantity Surveyor: Rider Levett Bucknall					Draw By	Drawing: PLAN +65.80_6/F
		Landscape Consultant: Kenneth Ng & Associates Ltd. Landscape and Environmental Consultants	-	-	-	-	Check By: DAV	Computer File
							Approve By: DAV	Drawing Number: 595S018
							Plot Date: 02/01/06	Rev.: B
								Scale: 1 : 200 @A1

Aedas
19th Floor
1063 King's Road
Quarry Bay
Hong Kong
T +852 2861 1728
F +852 2529 6419
E hongkong@aedas.com
aedas.com

Project	Client	Structure Engineer/ E & M	Design By	Project Number
COMMUNITY COLLEGE OF CITY UNIVERSITY BUILDING	香港城市大學 City University of Hong Kong	Hyder Consulting	Draw By	05595
		Quantity Surveyor: Rider Levett Bucknall	Check By: DAV	Drawing: PLAN +70.00_R/F
		Landscape Consultant: Kenneth Ng & Associates Ltd. Landscape and Environmental Consultants	Approve By: DAV	Computer File
			Plot Date: 02/01/06	Drawing Number: 595S019 · Rev.: B · Scale: 1 : 200 @A1

Rev.	Issue Date	Initial	Description
-	-	-	-

Aedas
19th Floor
1063 King's Road
Quarry Bay
Hong Kong
T +852 2861 1728
F +852 2529 6419
E hongkong@aedas.com
aedas.com

Project

COMMUNITY COLLEGE OF
CITY UNIVERSITY
BUILDING

Client

香港城市大學
City University
of Hong Kong

Structure Engineer/ E & M

Hyder Consulting

Quantity Surveyor

Rider Levett Bucknall

Landscape Consultant

Kenneth Ng & Associates Ltd.
Landscape and Environmental Consultants

Rev.	Issue Date	Initial	Description
-	-	-	-

Design By

Draw By

Check By
DAV

Approve By
DAV

Plot Date
08/14/06

Project Number
05595

Drawing
PLAN +77.80_UR/F

Computer File

Drawing Number
595S020

Rev.
B

Scale
@A1

Aedas

19th Floor
1063 King's Road
Quarry Bay
Hong Kong

T +852 2861 1728
F +852 2529 6419
E hongkong@aedas.com
aedas.com

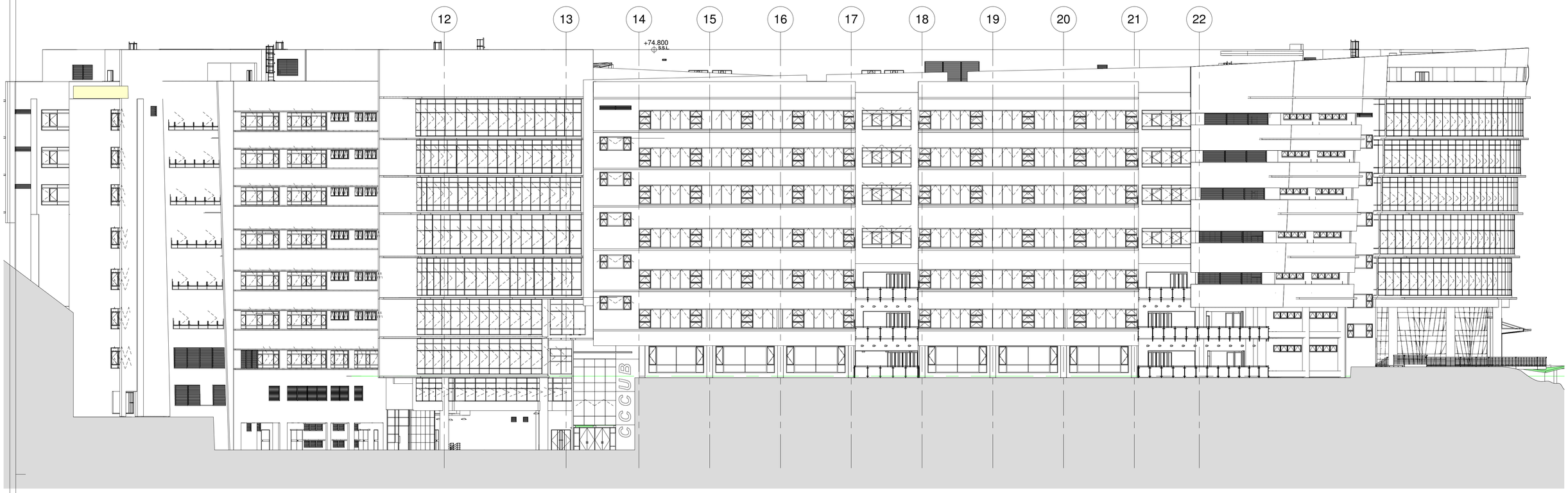

1 Elevation 1

1 : 200

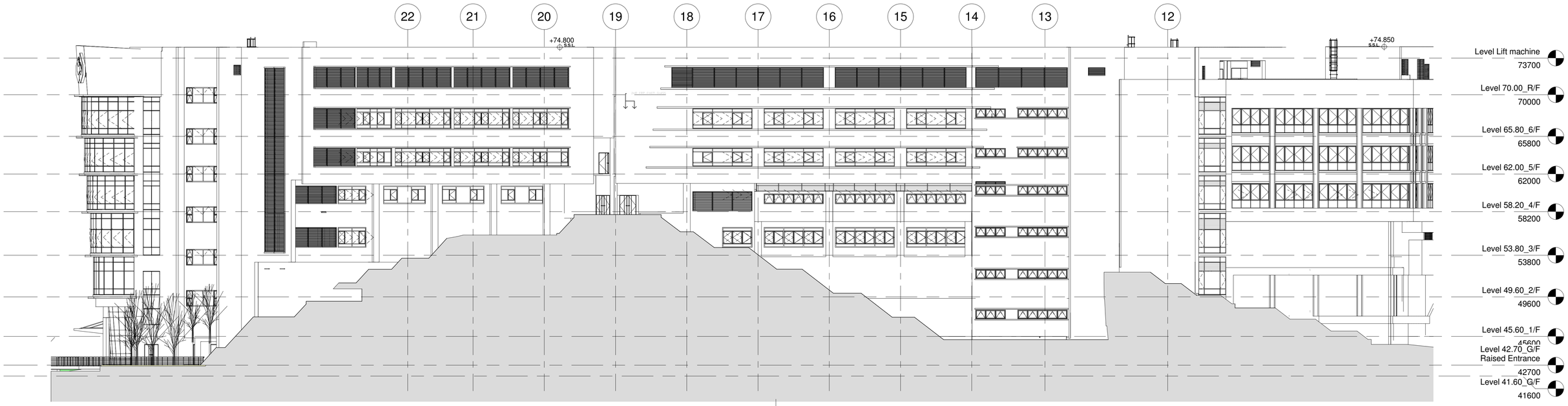

2 Elevation 3

1 : 200

Project COMMUNITY COLLEGE OF CITY UNIVERSITY BUILDING	Client 香港城市大學 City University of Hong Kong	Structure Engineer/ E & M Hyder Consulting Quantity Surveyor Rider Levett Bucknall Landscape Consultant Kenneth Ng & Associates Ltd. Landscape and Environmental Consultants	Rev. -	Issue Date -	Initial -	Description -	Design By Draw By Check By DAV Approve By DAV Plot Date 08/14/06

Project Number	Drawing	Rev.	Scale
05595	ELEVATIONS	B	1 : 200 @A1

Computer File

Drawing Number: 595S100

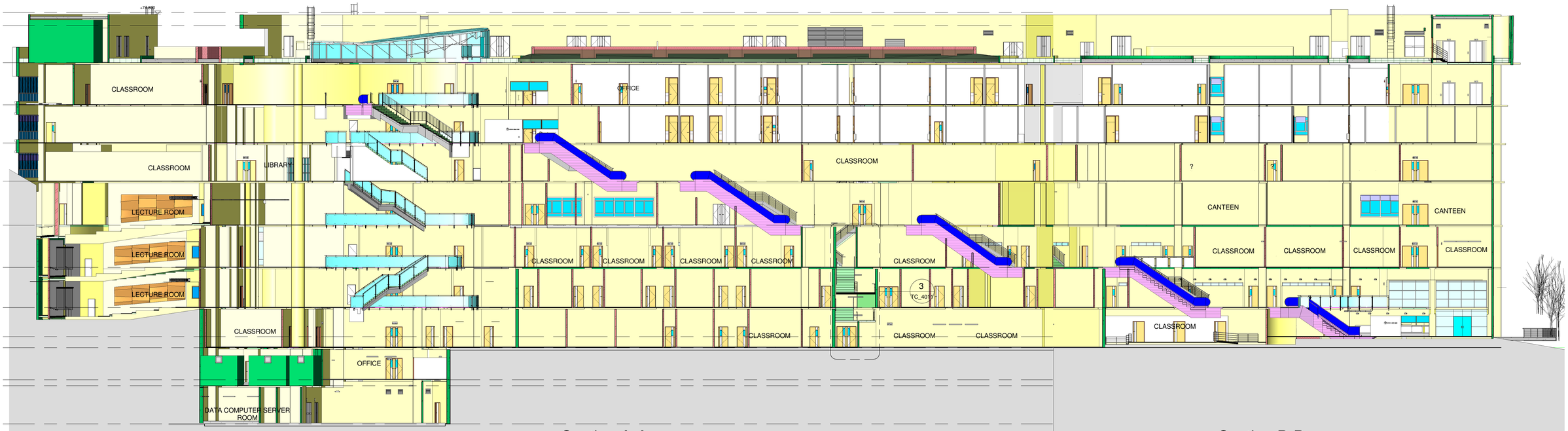

1 Section A-A
1 : 200

2 Section B-B
1 : 200

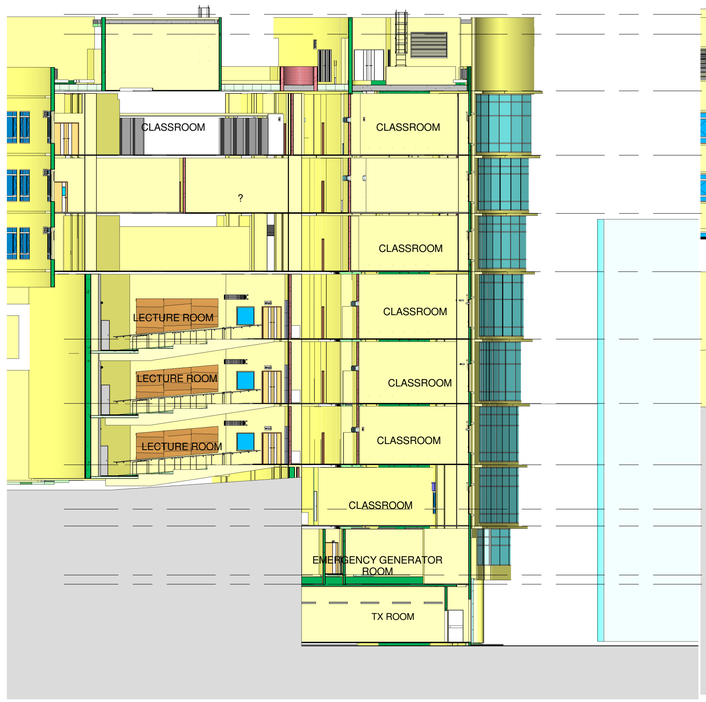

3 Section C-C
1 : 200

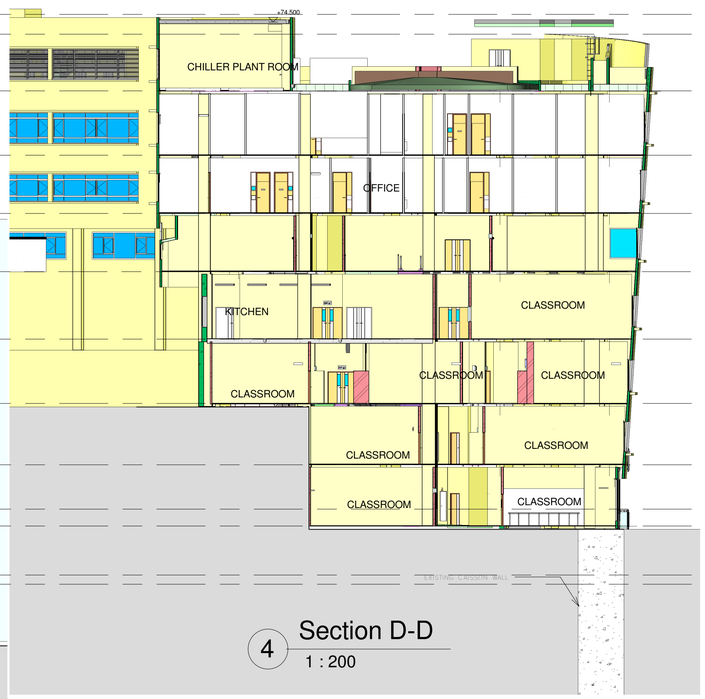

4 Section D-D
1 : 200



6 Elevation 2
1 : 200

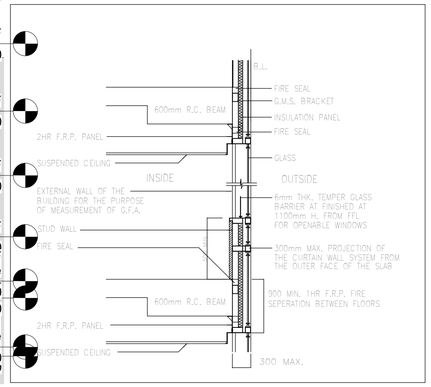

5 Curtain Wall section
1 : 50

Project	Client	Structure Engineer/ E & M	Design By	Project Number	
COMMUNITY COLLEGE OF CITY UNIVERSITY BUILDING	香港城市大學 City University of Hong Kong	Hyder Consulting	Draw By	05595	
		Quantity Surveyor: Rider Levett Bucknall	Check By: DAV	Drawing: SECTIONS	
		Landscape Consultant: Kenneth Ng & Associates Ltd. Landscape and Environmental Consultants	Approve By: DAV	Computer File	
			Plot Date: 08/14/06	Drawing Number: 595S150	Rev.: B
				Scale: As indicated @A1	

Rev.	Issue Date	Initial	Description
-	-	-	-

Aedas
19th Floor
1063 King's Road
Quarry Bay
Hong Kong
T +852 2861 1728
F +852 2529 6419
E hongkong@aedas.com
aedas.com

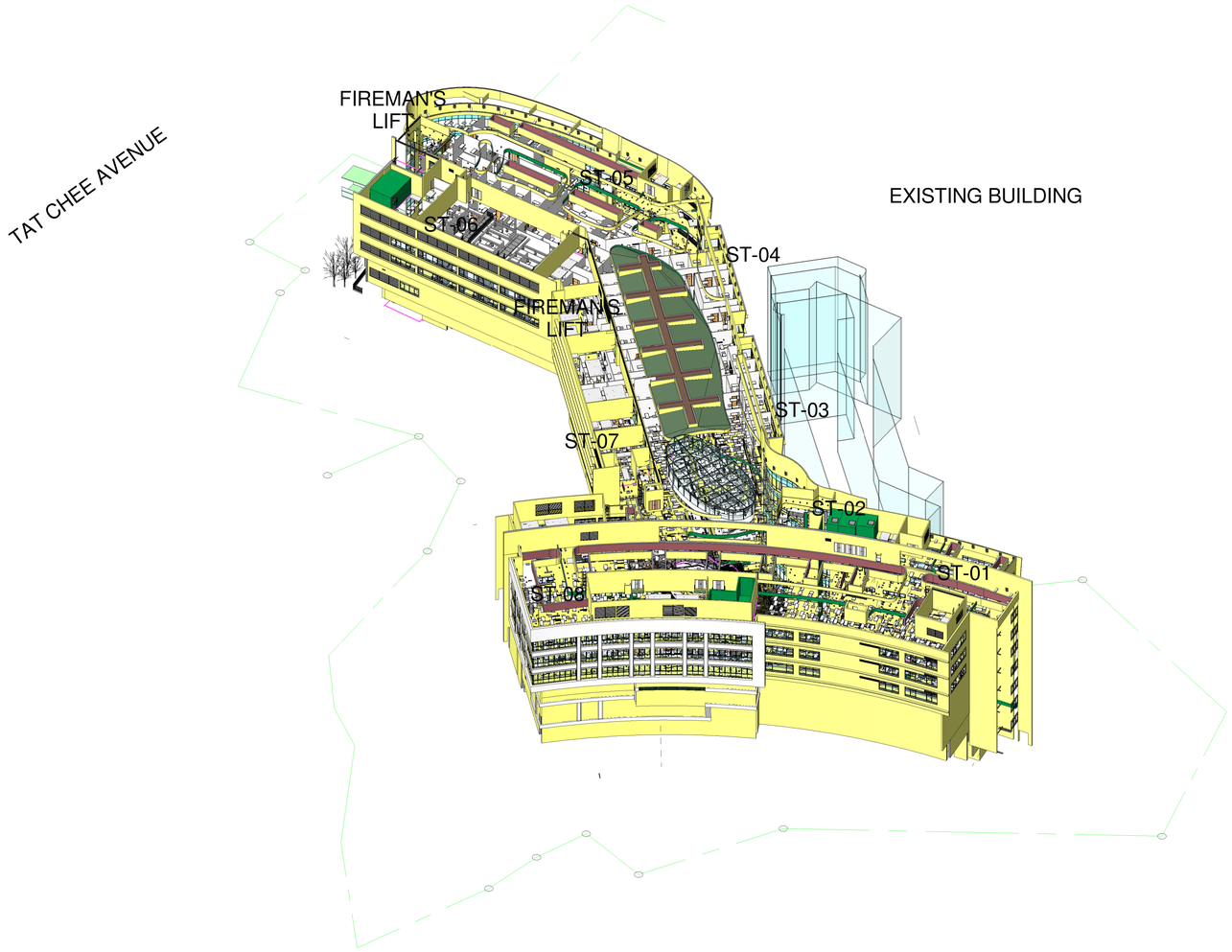

1 BD_3D_1

Project	Client	Structure Engineer/ E & M	Rev.	Issue Date	Initial	Description	Design By	Project Number	BD_Legend & Abbreviation
COMMUNITY COLLEGE OF CITY UNIVERSITY BUILDING	香港城市大學 City University of Hong Kong	Hyder Consulting					Draw By	05595	1 : 200
		Quantity Surveyor: Rider Levett Bucknall					Check By: DAV	Drawing: BD_3D_1	Aedas
		Landscape Consultant: Kenneth Ng & Associates Ltd. Landscape and Environmental Consultants	-	-	-	-	Approve By: DAV	Computer File	
							Plot Date: 02/01/06	Drawing Number: 595S200	Rev.: B / Scale: 1 : 200 @A1

19th Floor
1063 King's Road
Quarry Bay
Hong Kong

T +852 2861 1728
F +852 2529 6419
E hongkong@aedas.com
aedas.com

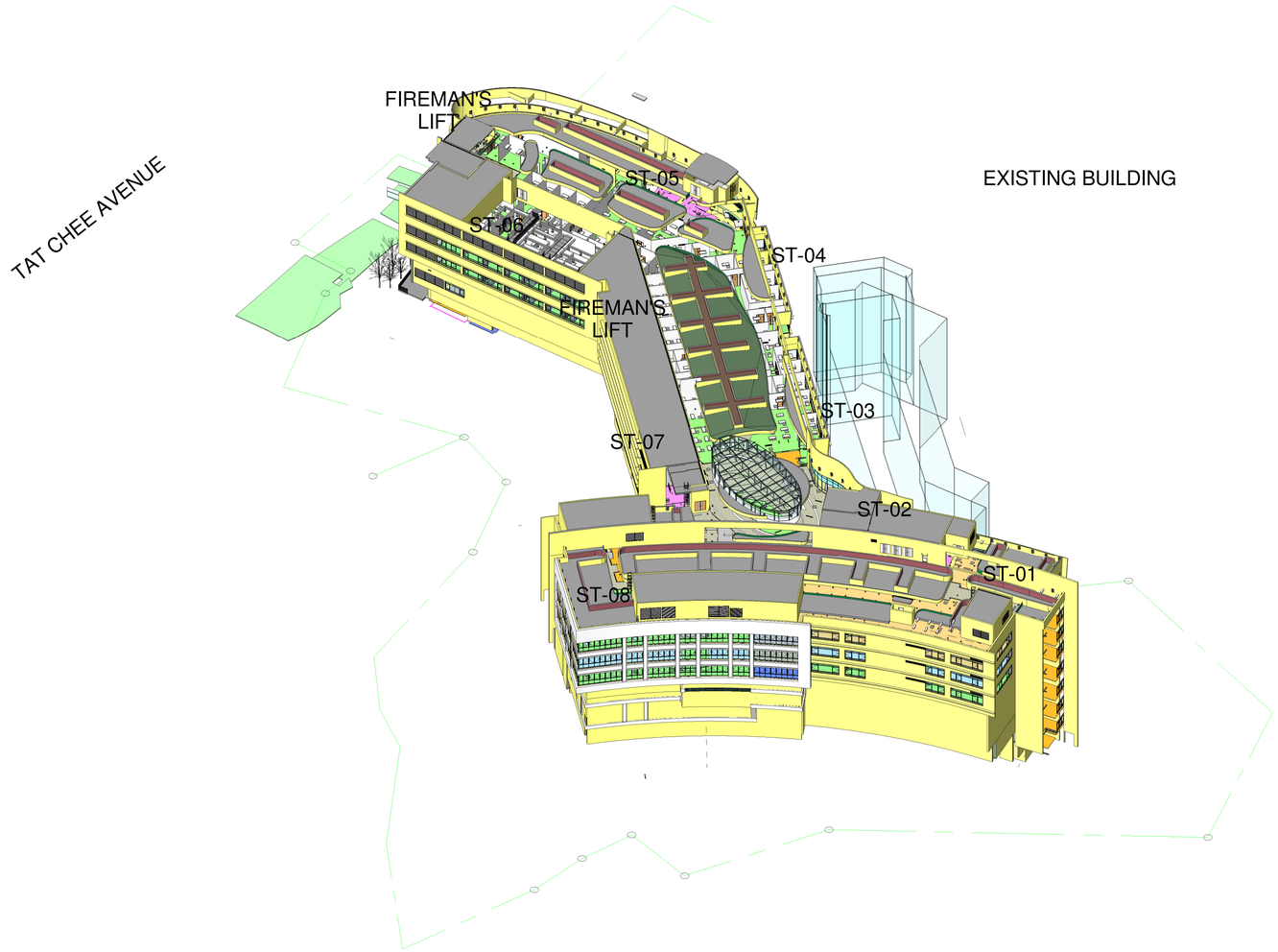

1 BD_3D_2

Project	Client	Structure Engineer/ E & M	Rev.	Issue Date	Initial	Description	Design By	Project Number	Drawing Number	Rev.	Scale
COMMUNITY COLLEGE OF CITY UNIVERSITY BUILDING	香港城市大學 City University of Hong Kong	Hyder Consulting					Draw By	05595	595S201	B	1 : 200 @A1
		Quantity Surveyor: Rider Levett Bucknall					Check By: DAV	Drawing: BD_3D_2			
		Landscape Consultant: Kenneth Ng & Associates Ltd. Landscape and Environmental Consultants	-	-	-	-	Approve By: DAV	Computer File			
							Plot Date: 02/01/06				

BD_Legend & Abbreviation

Scale: 200

Aedas
19th Floor
1063 King's Road
Quarry Bay
Hong Kong
T +852 2861 1728
F +852 2529 6419
E hongkong@aedas.com
aedas.com

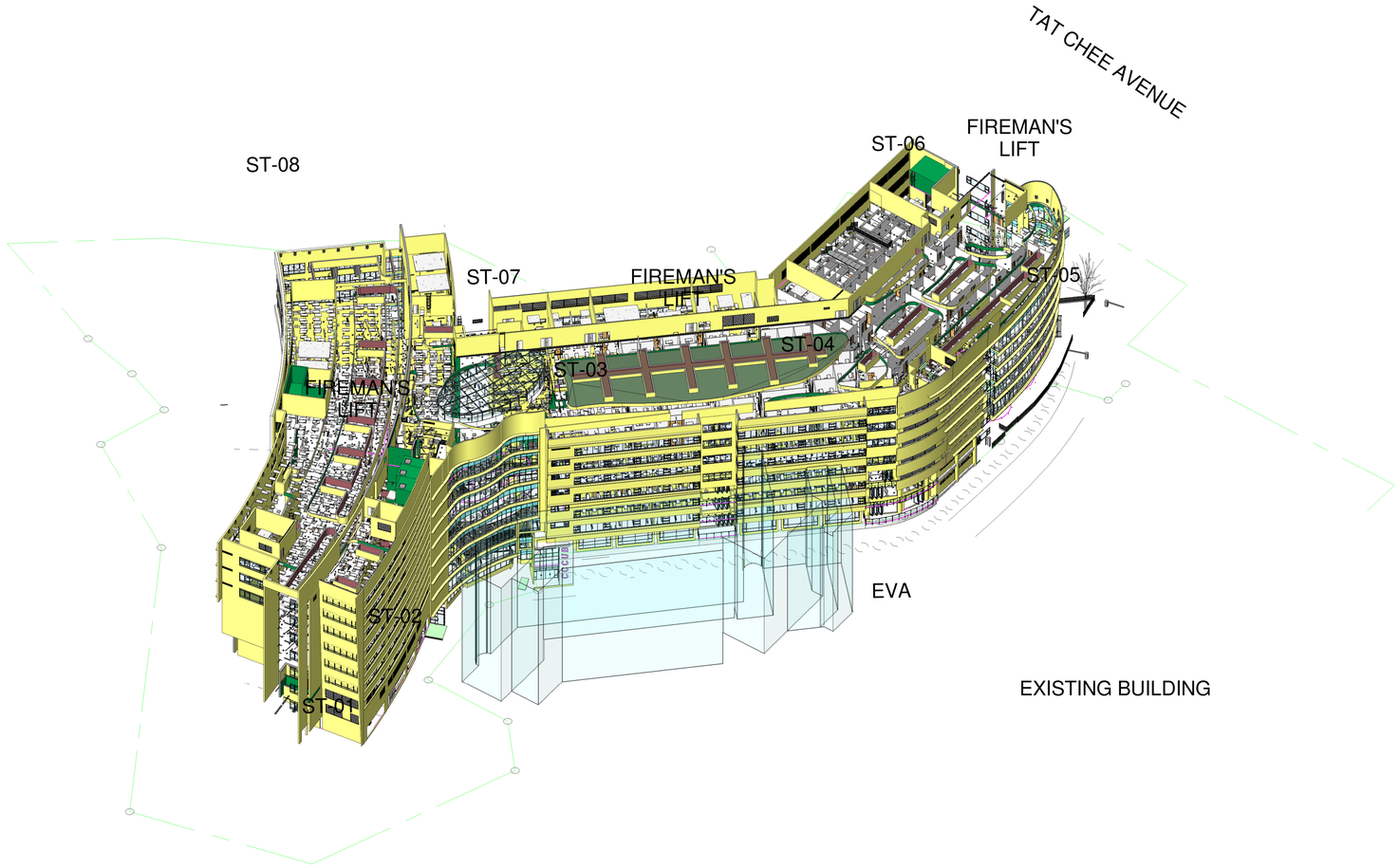

1 BD_3D_3

Project	Client	Structure Engineer/ E & M	Rev.	Issue Date	Initial	Description	Design By	Project Number	Drawing Number	Rev.	Scale
COMMUNITY COLLEGE OF CITY UNIVERSITY BUILDING	香港城市大學 City University of Hong Kong	Hyder Consulting	-	-	-	-	Draw By	05595	595S202	B	1 : 200 @A1
		Quantity Surveyor: Rider Levett Bucknall					Check By: DAV	Drawing: BD_3D_3			
		Landscape Consultant: Kenneth Ng & Associates Ltd. Landscape and Environmental Consultants					Approve By: DAV	Computer File			
							Plot Date: 02/01/06				

BD_Legend & Abbreviation

1 : 200

Aedas
19th Floor
1063 King's Road
Quarry Bay
Hong Kong
T +852 2861 1728
F +852 2529 6419
E hongkong@aedas.com
aedas.com

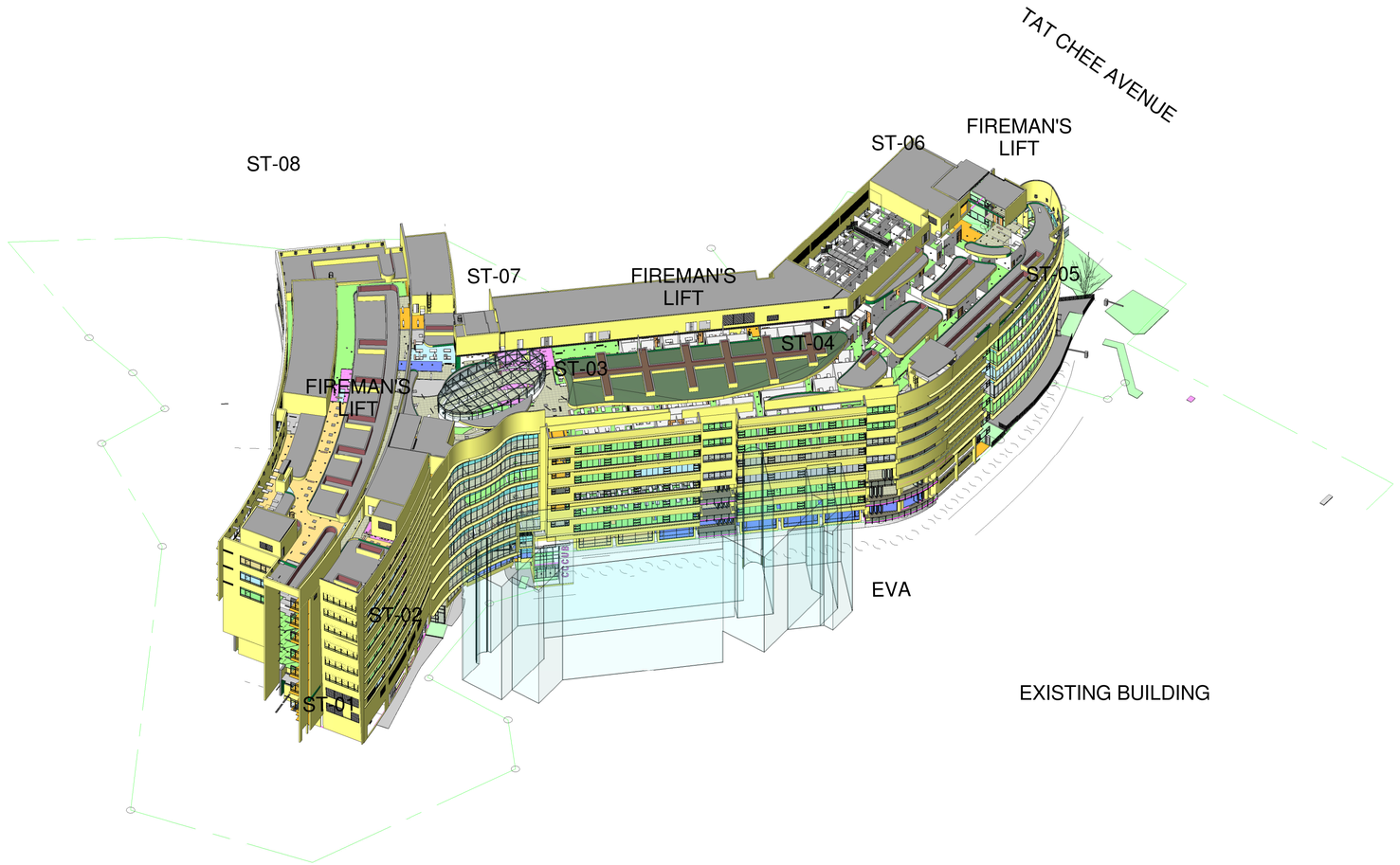

1 BD_3D_4

Project	Client	Structure Engineer/ E & M	Rev.	Issue Date	Initial	Description	Design By	Project Number	BD_Legend & Abbreviation
COMMUNITY COLLEGE OF CITY UNIVERSITY BUILDING	香港城市大學 City University of Hong Kong	Hyder Consulting					Draw By	05595	1 : 200
		Quantity Surveyor: Rider Levett Bucknall					Check By: DAV	Drawing: BD_3D_4	Aedas
		Landscape Consultant: Kenneth Ng & Associates Ltd. Landscape and Environmental Consultants	-	-	-	-	Approve By: DAV	Computer File	
							Plot Date: 02/01/06	Drawing Number: 595S203	Rev.: B / Scale: 1 : 200 @A1

19th Floor
1063 King's Road
Quarry Bay
Hong Kong
T +852 2861 1728
F +852 2529 6419
E hongkong@aedas.com
aedas.com

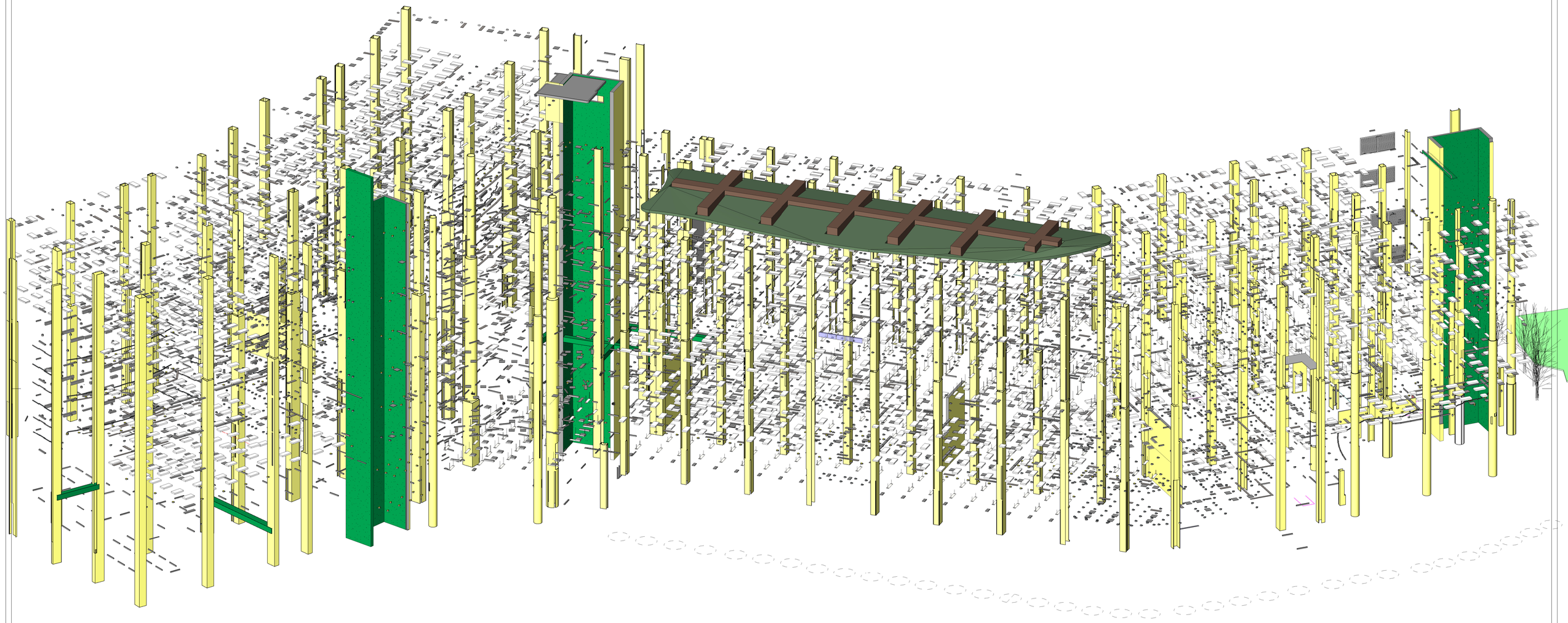

1 3D View Structure Frame

Project	Client	Structure Engineer/ E & M	Rev.	Issue Date	Initial	Description	Design By	Project Number
COMMUNITY COLLEGE OF CITY UNIVERSITY BUILDING	香港城市大學 City University of Hong Kong	Hyder Consulting	-	-	-	-		05595
		Quantity Surveyor: Rider Levett Bucknall					Draw By	Drawing: 3D View structure Frame
		Landscape Consultant: Kenneth Ng & Associates Ltd. Landscape and Environmental Consultants					Check By: DAV	Computer File
							Approve By: DAV	Drawing Number: 595S204
							Plot Date: 09/12/06	Rev.: B
								Scale: @A1

Aedas
19th Floor
1063 King's Road
Quarry Bay
Hong Kong
T +852 2861 1728
F +852 2529 6419
E hongkong@aedas.com
aedas.com

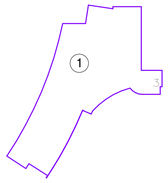

LG2/F (+34.00) GROSS FLOOR AREA CALCULATION

Area Schedule (Gross Building)		
Level	Name	Area (sq. m.)
Level 34.00_LG2/F	1	642.727
Level 37.80_LG1/F	1	673.103

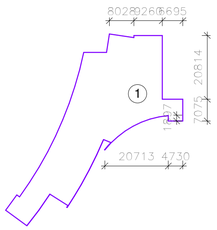

LG1/F (+37.80) GROSS FLOOR AREA CALCULATION

Area Schedule (Gross Building)		
Level	Name	Area (sq. m.)
Level 41.60_G/F	1	3521.689
Level 45.60_1/F	1	4480.131

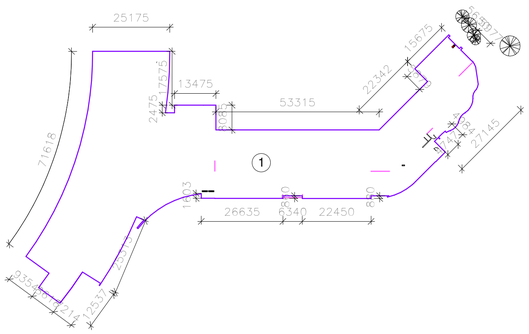

G/F (+41.60) GROSS FLOOR AREA CALCULATION

Area Schedule (Gross Building)		
Level	Name	Area (sq. m.)
Level 49.60_2/F	1	5047.838
Level 53.80_3/F	1	5248.501

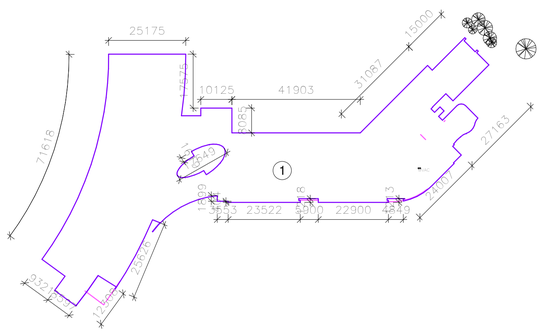

1/F (+45.60) GROSS FLOOR AREA CALCULATION

Area Schedule (Gross Building)		
Level	Name	Area (sq. m.)
Level 58.20_4/F	1	5575.773
Level 62.00_5/F	1	5598.435

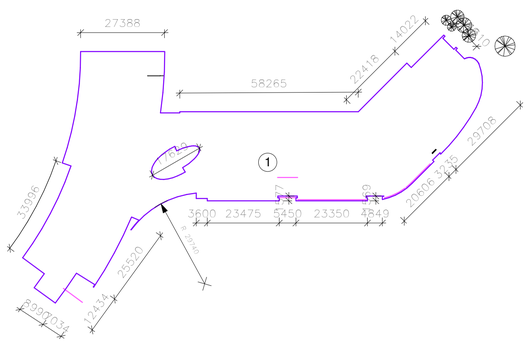

2/F (+49.60) GROSS FLOOR AREA CALCULATION

Area Schedule (Gross Building)		
Level	Name	Area (sq. m.)
Level 65.80_6/F	1	5625.574
Grand total		36413.771

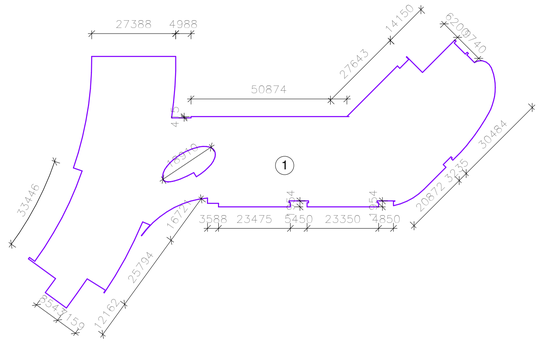

3/F (+53.80) GROSS FLOOR AREA CALCULATION

Area Schedule (Gross Building)		
Level	Name	Area (sq. m.)

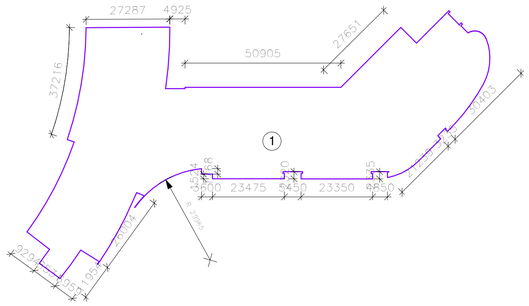

4/F (+58.20) GROSS FLOOR AREA CALCULATION

Area Schedule (Gross Building)		
Level	Name	Area (sq. m.)

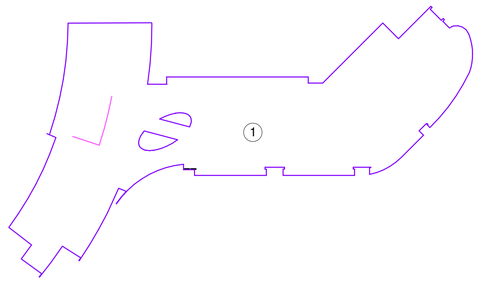

5/F (+62.00) GROSS FLOOR AREA CALCULATION

Area Schedule (Gross Building)		
Level	Name	Area (sq. m.)

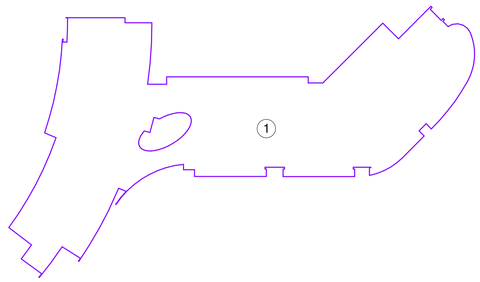

6/F (+65.80) GROSS FLOOR AREA CALCULATION

Area Schedule (Gross Building)		
Level	Name	Area (sq. m.)

Project
COMMUNITY COLLEGE OF CITY UNIVERSITY BUILDING

Client
香港城市大學 City University of Hong Kong

Structure Engineer/ E & M
Hyder Consulting

Quantity Surveyor
Rider Levett Bucknall

Landscape Consultant
Kenneth Ng & Associates Ltd.
Landscape and Environmental Consultants

Rev.	Issue Date	Initial	Description
-	-	-	-

Design By
Draw By
Check By DAV
Approve By DAV
Plot Date 08/14/06

Project Number 05595
Drawing CAL GFA_1
Computer File
Drawing Number 595S800
Rev. B
Scale 1 : 1000 @A1

Aedas
19th Floor
1063 King's Road
Quarry Bay
Hong Kong
T +852 2861 1728
F +852 2529 6419
E hongkong@aedas.com
aedas.com

SCHEDULE OF PERSONS FOR MEANS OF ESCAPE

LOCATION	Number	Use	UFA (SQ.M)	PERM. DENSITY	ROOM CAPACITY	MIN. NO. EXIT ROUTE		MIN. WIDTH OF EACH				MIN. TOTAL WIDTH OF			
								EXIT DOORS		EXIT ROUTES		EXIT DOOR		EXIT ROUTE	
						REQ'D	PRO'D	REQ'D	PRO'D	REQ'D	PRO'D	REQ'D	PRO'D	REQ'D	PRO'D
Level 37.80_LG1/F	B141 0.01	STORE	11.590	30	1	1	1	-	-	-	-	-	-	-	-
			293.919												
Level 37.80_LG1/F: 2		SUB-TOTAL:	293.919												
Level 41.60_G/F	GF11 9.00	CLASSROOM	48.422	-	40	2	2	850	850	1050	1050	1750	1750	2100	2100
Level 41.60_G/F	GF51 0.00	CLASSROOM	301.604	2	151	2	2	850	850	1050	1050	1750	1750	2100	2100
Level 41.60_G/F	GF61 0.00	CLASSROOM	105.646	-	80	2	2	850	750	1050	1050	1750	1750	2100	2100
Level 41.60_G/F	GF61 0.01	CLASSROOM	105.646	-	80	2	2	850	750	1050	1050	1750	1750	2100	2100
Level 41.60_G/F	GF62 1.00	CLASSROOM	48.422	-	40	2	2	850	850	1050	1050	1750	1750	2100	2100
Level 41.60_G/F	GF62 2.00	CLASSROOM	51.337	-	40	2	2	850	850	1050	1050	1750	1750	2100	2100
Level 41.60_G/F	GF62 3.00	CLASSROOM	48.422	-	40	2	2	850	850	1050	1050	1750	1750	2100	2100
			709.499												
		SUB-TOTAL:	18.585	30	1	1	1	-	-	-	-	-	-	-	-
Level 41.60_G/F	GF10 1.00	WATER METER ROOM													
		GRAND TOTAL:	17.150	30	1	1	1	-	-	-	-	-	-	-	-
Level 41.60_G/F	GF11 0.00	STORE													

1/F (45.60) USABLE FLOOR AREA DIAGRAM

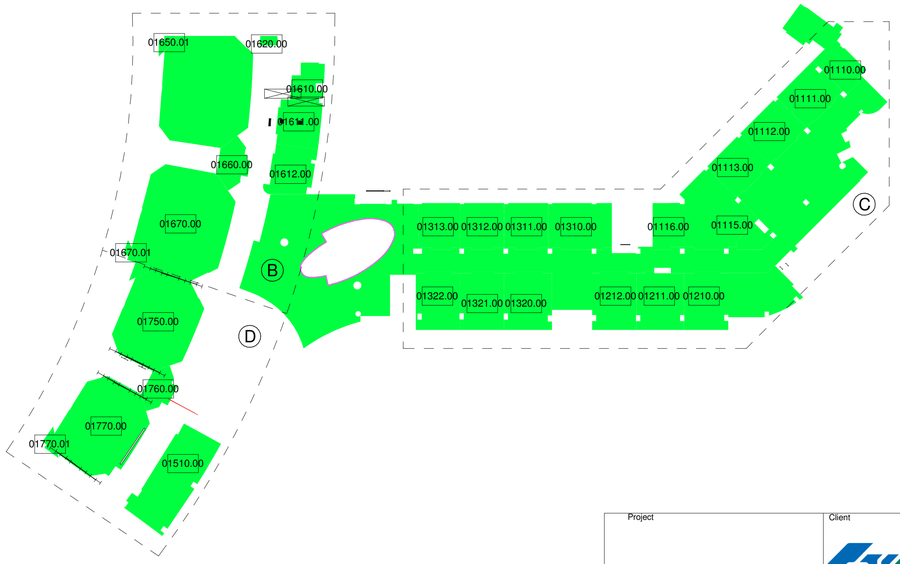

LG2/F (34.00) USABLE FLOOR AREA DIAGRAM

SCHEDULE OF PERSONS FOR MEANS OF ESCAPE

LOCATION	Number	Use	UFA (SQ.M)	PERM. DENSITY	ROOM CAPACITY	MIN. NO. EXIT ROUTE		MIN. WIDTH OF EACH				MIN. TOTAL WIDTH OF			
								EXIT DOORS		EXIT ROUTES		EXIT DOOR		EXIT ROUTE	
						REQ'D	PRO'D	REQ'D	PRO'D	REQ'D	PRO'D	REQ'D	PRO'D	REQ'D	PRO'D
Level 34.00_LG2/F	B261 0.00	STORE	88.138	30	3	1	1	-	-	-	-	-	-	-	-
		SUB-TOTAL:													
		GRAND TOTAL:	88.138	30	3	1	1	-	-	-	-	-	-	-	-
Level 34.00_LG2/F	B262 0.00	STORE													

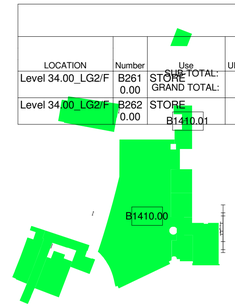

LG1/F (37.80) USABLE FLOOR AREA DIAGRAM

SCHEDULE OF PERSONS FOR MEANS OF ESCAPE

LOCATION	Number	Use	UFA (SQ.M)	PERM. DENSITY	ROOM CAPACITY	MIN. NO. EXIT ROUTE		MIN. WIDTH OF EACH				MIN. TOTAL WIDTH OF			
								EXIT DOORS		EXIT ROUTES		EXIT DOOR		EXIT ROUTE	
						REQ'D	PRO'D	REQ'D	PRO'D	REQ'D	PRO'D	REQ'D	PRO'D	REQ'D	PRO'D
Level 34.00_LG2/F	ST-05	STORE	88.138	30	3	1	1	-	-	-	-	-	-	-	-
			264.414												
Level 34.00_LG2/F: 3		SUB-TOTAL:	264.414												
		GRAND TOTAL:	282.329	9	32	2	2	850	850	1050	1050	1750	1750	2100	2100
Level 37.80_LG1/F	B141 0.00	OFFICE													

SCHEDULE OF PERSONS FOR MEANS OF ESCAPE

LOCATION	Number	Use	UFA (SQ.M)	PERM. DENSITY	ROOM CAPACITY	MIN. NO. EXIT ROUTE		MIN. WIDTH OF EACH				MIN. TOTAL WIDTH OF			
								EXIT DOORS		EXIT ROUTES		EXIT DOOR		EXIT ROUTE	
						REQ'D	PRO'D	REQ'D	PRO'D	REQ'D	PRO'D	REQ'D	PRO'D	REQ'D	PRO'D
Level 41.60_G/F	GF11 0.01	STORE	45.897	30	2	1	1	-	-	-	-	-	-	-	-
Level 41.60_G/F	GF11 1.00	CLASSROOM	143.297	2	72	2	2	850	850	1050	1050	1750	1750	2100	2100
Level 41.60_G/F	GF11 1.01	CLASSROOM	143.297	2	72	2	2	850	850	1050	1050	1750	1750	2100	2100
Level 41.60_G/F	GF11 1.02	CLASSROOM	143.297	2	72	2	2	850	850	1050	1050	1750	1750	2100	2100
Level 41.60_G/F	GF11 1.03	CLASSROOM	143.297	2	72	2	2	850	850	1050	1050	1750	1750	2100	2100
Level 41.60_G/F	GF21 0.00	CLASSROOM	160.724	2	81	2	2	850	850	1050	1050	1750	1750	2100	2100
		SUB-TOTAL:													
Level 41.60_G/F	GF22 1.00	CLASSROOM	165.256	2	83	2	2	850	850	1050	1050	1750	1750	2100	2100
Level 41.60_G/F	GF31 0.00	CLASSROOM	73.645	2	37	2	2	850	850	1050	1050	1750	1750	2100	2100
Level 41.60_G/F	GF31 1.00	CLASSROOM	48.243	-	30	1	1	750	850	1050	1050	-	-	-	-
Level 41.60_G/F	GF31 2.00	CLASSROOM	38.808	-	30	1	1	750	750	1050	1050	-	-	-	-
Level 41.60_G/F	GF31 3.00	CLASSROOM	38.437	-	30	1	1	750	750	1050	1050	-	-	-	-
Level 41.60_G/F	GF31 4.00	CLASSROOM	35.624	-	30	1	1	750	750	1050	1050	-	-	-	-
		SUB-TOTAL:													
Level 41.60_G/F	GF32 0.00	CLASSROOM	105.736	2	53	2	2	850	850	1050	1050	1750	1750	2100	2100
		SUB-TOTAL:													
Level 41.60_G/F	GF32 0.01	CLASSROOM	105.736	2	53	2	2	850	850	1050	1050	1750	1750	2100	2100

SCHEDULE OF PERSONS FOR MEANS OF ESCAPE

LOCATION	Number	Use	UFA (SQ.M)	PERM. DENSITY	ROOM CAPACITY	MIN. NO. EXIT ROUTE		MIN. WIDTH OF EACH				MIN. TOTAL WIDTH OF			
								EXIT DOORS		EXIT ROUTES		EXIT DOOR		EXIT ROUTE	
						REQ'D	PRO'D	REQ'D	PRO'D	REQ'D	PRO'D	REQ'D	PRO'D	REQ'D	PRO'D
Level 45.60_1/F	01510 .00	CLASSROOM	122.770	-	80	2	2	850	850	1050	1050	1750	1750	2100	2100
Level 45.60_1/F	01750 .00	LECTURE ROOM	184.328	-	120	2	2	850	850	1050	1050	1750	1750	2100	2100
Level 45.60_1/F	01750 .01	STORE	3.095	30	1	1	1	-	-	-	-	-	-	-	-
Level 45.60_1/F	01750 .02	LECTURE ROOM	184.328	-	120	2	2	850	850	1050	1050	1750	1750	2100	2100
Level 45.60_1/F	01750 .03	LECTURE ROOM	184.328	-	120	2	2	850	850	1050	1050	1750	1750	2100	2100
Level 45.60_1/F	01760 .00	EQUIPMENT ROOM	26.599	9	3	1	1	-	-	-	-	-	-	-	-
		SUB-TOTAL:													
Level 45.60_1/F	01770 .00	LECTURE ROOM	186.647	-	120	2	2	850	850	1050	1050	1750	1750	2100	2100
Level 45.60_1/F	01770 .01	STORE	2.984	30	1	1	1	-	-	-	-	-	-	-	-
Level 45.60_1/F	01770 .03	LECTURE ROOM	186.647	-	120	2	2	850	850	1050	1050	1750	1750	2100	2100
Level 45.60_1/F	01770 .04	LECTURE ROOM	186.647	-	120	2	2	850	850	1050	1050	1750	1750	2100	2100
			1268.373												
Level 45.60_1/F	01110 .00	CLASSROOM	36.753	-	30	1	1	750	750	1050	1050	-	-	-	-
Level 45.60_1/F	01111 .00	CLASSROOM	57.270	-	40	2	2	850	850	1050	1050	1750	1750	2100	2100
Level 45.60_1/F	01112 .00	CLASSROOM	57.918	-	40	2	2	850	850	1050	1050	1750	1750	2100	2100
Level 45.60_1/F	01113 .00	CLASSROOM	55.842	-	40	2	2	850	850	1050	1050	1750	1750	2100	2100
Level 45.60_1/F	01114 .00	STORE	22.721	30	1	1	1	-	-	-	-	-	-	-	-
Level 45.60_1/F	01115 .00	CLASSROOM	112.718	-	80	2	2	850	850	1050	1050	1750	1750	2100	2100
Level 45.60_1/F	01116 .00	CLASSROOM	35.099	-	30	1	1	750	750	1050	1050	-	-	-	-
Level 45.60_1/F	01120 .00	STORE	22.721	30	1	1	1	-	-	-	-	-	-	-	-
Level 45.60_1/F	01210 .00	CLASSROOM	55.851	-	40	2	2	850	850	1050	1050	1750	1750	2100	2100
Level 45.60_1/F	01211 .00	CLASSROOM	59.322	-	40	2	2	850	850	1050	1050	1750	1750	2100	2100
Level 45.60_1/F	01212 .00	CLASSROOM	55.800	-	40	2	2	850	850	1050	1050	1750	1750	2100	2100
Level 45.60_1/F	01310 .00	CLASSROOM	71.048	-	80	2	2	850	850	1050	1050	1750	1750	2100	2100
		SUB-TOTAL:													
Level 45.60_1/F	01311 .00	CLASSROOM	50.878	-	40	2	2	850	850	1050	1050	1750	1750	2100	2100
Level 45.60_1/F	01312 .00	CLASSROOM	50.878	-	40	2	2	850	850	1050	1050	1750	1750	2100	2100
Level 45.60_1/F	01313 .00	CLASSROOM	46.951	-	40	2	2	850	850	1050	1050	1750	1750	2100	2100
Level 45.60_1/F	01320 .00	CLASSROOM	59.669	-	40	2	2	850	850	1050	1050	1750	1750	2100	2100
Level 45.60_1/F	01321 .00	CLASSROOM	55.504	-	40	2	2	850	850	1050	1050	1750	1750	2100	2100
Level 45.60_1/F	01322 .00	CLASSROOM	107.846	2	54	2	2	850	850	1050	1050	1750	1750	2100	2100
Level 45.60_1/F	01670 .00	STORE	54.965	-	40	2	2	850	850	1050	1050	1750	1750	2100	2100
Level 45.60_1/F	01670 .01	STORE	17.150	30	1	1	1	-	-	-	-	-	-	-	-
			961.908												
			1552.025												
Level 45.60_1/F: 25			2264.926												
Level 45.60_1/F	01710 .00	STORE	12.786	30	1	1	1	-	-	-	-	-	-	-	-
Level 45.60_1/F: 41			2806												
Level 45.60_1/F	01611 .00	CLASSROOM	38.879	-	40	2	2	850	850	1050	1050	1750	1750	2100	2100
Level 49.60_2/F	02800 .00	STORE	13.252	2	7	1	1	750	750	1050	1050	-	-	-	-
Level 45.60_1/F	01612 .00	CLASSROOM	51.183	-	40	2	2	850	850	1050	1050	1750	1750	2100	2100
Level 49.60_2/F	02801 .00	CLASSROOM	51.717	-	40	2	2	850	850	1050	1050	1750	1750	2100	2100
Level 45.60_1/F	01720 .00	STORE	9.549	30	1	1	1	-	-	-	-	-	-	-	-
Level 49.60_2/F	02802 .00	CLASSROOM	54.201	-	40	2	2	850	850	1050	1050	1750	1750	2100	2100
Level 45.60_1/F	01750 .00	LECTURE ROOM	253.089	-	160	2	2	850	850	1050	1050	1750	1750	2100	2100
Level 49.60_2/F	02850 .00	LECTURE ROOM	257.025	-	240	2	2	1050	1050	1050	1050	2500	2500	2500	2500
Level 45.60_1/F	01750 .01	STORE	3.525	30	1	1	1	-	-	-	-	-	-	-	-
Level 49.60_2/F	02850 .01	STORE	4.252	30	1	1	1	-	-	-	-	-	-	-	-
		SUB-TOTAL:													
Level 45.60_1/F	01750 .02	LECTURE ROOM	253.089	-	160	2	2	850	850	1050	1050	1750	1750	2100	2100
		GRAND TOTAL:													
Level 49.60_2/F	02850 .02	LECTURE ROOM	257.025	-	240	2	2	1050	1050	1050	1050	2500	2500	2500	2500
Level 45.60_1/F	01760 .00	EQUIPMENT ROOM	26.890	9	3	1	1	-	-	-	-	-	-	-	-
Level 49.60_2/F	02850 .03	LECTURE ROOM	257.025	-	240	2	2	1050	1050	1050	1050	2500	2500	2500	2500
Level 49.60_2/F	02660 .00	EQUIPMENT ROOM	26.466	-	3	1	1	-	-	-	-	-	-	-	-
Level 49.60_2/F	02670 .00	LECTURE ROOM	247.517	-	240	2	2	1050	1050	1050	1050	2500	2500	2500	2500
Level 49.60_2/F	02670 .01	STORE	2.806	30	1	1	1	-	-	-	-	-	-	-	-
Level 49.60_2/F	02670 .02	STORE	2.806	30	1	1	1	-	-	-	-	-	-	-	-
Level 49.60_2/F	02670 .03	LECTURE ROOM	247.517	-	240	2	2	1050	1050	1050	1050	2500	2500	2500	2500
Level 49.60_2/F	02670 .04	LECTURE ROOM	247.517	-	240	2	2	1050	1050	1050	1050	2500	2500	2500	2500
			1669.126												
Level 49.60_2/F	02510 .00	CLASSROOM	123.890	-	80	2	2	850	850	1050	1050	1750	1750	2100	2100
Level 49.60_2/F	02750 .00	LECTURE ROOM	180.635	-	120	2	2	850	850	1050	1050	1750	1750	2100	2100
Level 49.60_2/F	02750 .01	STORE	3.095	30	1	1	1	-	-	-	-	-	-	-	-
Level 49.60_2/F	02750 .02	LECTURE ROOM	180.635	-	120	2	2	850	850	1050	1050	1750	1750	2100	2100
Level 49.60_2/F	02750 .03	LECTURE ROOM	180.635	-	120	2	2	850	850	1050	1050	1750	1750	2100	2100
Level 49.60_2/F	02760 .00	EQUIPMENT ROOM	26.000	9	3	1	1	-	-	-	-	-	-	-	-
Level 49.60_2/F	02770 .00	LECTURE ROOM	188.179	-	120	2	2	850	850	1050	1050	1750	1750	2100	2100
Level 49.60_2/F	02770 .01	STORE	3.187	30	1	1	1	-	-	-	-	-	-	-	-
Level 49.60_2/F	02770 .03	LECTURE ROOM	188.179	-	120	2	2	850	850	1050	1050	1750	1750	2100	2100
Level 49.60_2/F	02770 .04	LECTURE ROOM	188.179	-	120	2	2	850	850	1050	1050	1750	1750	2100	2100
			1262.614												
Level 49.60_2/F	02110 .00	CLASSROOM	61.091	-	60	2	2	850	850	1050	1050	1750	1750	2100	2100
Level 49.60_2/F	02111 .00	CLASSROOM	56.151	-	40	2	2	850	850	1050	1050	1750	1750	2100	2100
Level 49.60_2/F	02112 .00	CLASSROOM	78.334	-	40	2	2	850	850	1050	1050	1750	1750	2100	2100
Level 49.60_2/F	02112 .01	STORE	7.970	30	1	1	1	-		-		-	-	-	-
Level 49.60_2/F	02120 .00	CLASSROOM	55.833	-	40	2	2	850	850	1050	1050	1750	1750	2100	2100
Level 49.60_2/F	02121 .00	CLASSROOM	56.483	-	40	2	2	850	850	1050	1050	1750	1750	2100	2100
Level 49.60_2/F	02122 .00	CLASSROOM	44.621	-	40	2	2	850	850	1050	1050	1750	1750	2100	2100
Level 49.60_2/F	02123 .00	STORE	7.970	30	1	1	1	-		-		-	-	-	-
Level 49.60_2/F	02124 .00	CLASSROOM	89.491	-	80	2	2	850	850	1050	1050	1750	1750	2100	2100
Level 49.60_2/F	02130	CLASSROOM	32.354	-	30	1	1	750	750	1050	1050	-	-	-	-

Project
COMMUNITY COLLEGE OF CITY UNIVERSITY BUILDING

Client
香港城市大學 City University of Hong Kong

Structural & M
Hyder Consulting

Quantity Surveyor
Rider Levett Bucknall

Landscape Consultant
Kenneth Ng & Associates Ltd.
Landscape and Environmental Consultants

Rev.	Issue Date	Initial	Description
-	-	-	-

Drawn By
Check By
DAV
Approve By
DAV
Plot Date
09/14/06

Project Number
05595
Drawing
CAL UFA_1
Computer File
Drawing Number
595S801
Rev.
B
Scale
1 : 500
@A1

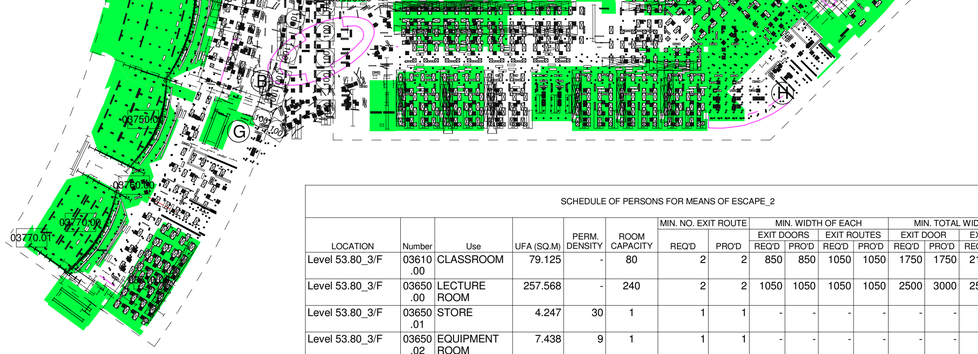

SCHEDULE OF PERSONS FOR MEANS OF ESCAPE_2

LOCATION	Number	Use	UFA (SQ.M)	PERM. DENSITY	ROOM CAPACITY	MIN. NO. EXIT ROUTE REQ'D	MIN. NO. EXIT ROUTE PRO'D	MIN. WIDTH OF EACH EXIT DOORS REQ'D	MIN. WIDTH OF EACH EXIT DOORS PRO'D	MIN. WIDTH OF EACH EXIT ROUTES REQ'D	MIN. WIDTH OF EACH EXIT ROUTES PRO'D	MIN. TOTAL WIDTH OF EXIT DOOR REQ'D	MIN. TOTAL WIDTH OF EXIT DOOR PRO'D	MIN. TOTAL WIDTH OF EXIT ROUTE REQ'D	MIN. TOTAL WIDTH OF EXIT ROUTE PRO'D
Level 53.80_3/F	03610.00	CLASSROOM	79.125	-	80	2	2	850	850	1050	1050	1750	1750	2100	2100
Level 53.80_3/F	03650.00	LECTURE ROOM	257.568	-	240	2	2	1050	1050	1050	1050	2500	3000	2500	3000
Level 53.80_3/F	03650.01	STORE	4.247	30	1	1	1	-	-	-	-	-	-	-	-
Level 53.80_3/F	03650.02	EQUIPMENT ROOM	7.438	9	1	1	1	-	-	-	-	-	-	-	-
Level 53.80_3/F	03650.03	LECTURE ROOM	257.568	-	240	2	2	1050	1050	1050	1050	2500	3000	2500	3000
Level 53.80_3/F	03650.04	LECTURE ROOM	257.568	-	240	2	2	1050	1050	1050	1050	2500	3000	2500	3000
Level 53.80_3/F	03670.00	LECTURE ROOM	301.010	-	320	2	2	1050	1050	1050	1050	3000	2500	3000	2500
Level 53.80_3/F	03670.06	LECTURE ROOM	301.010	-	320	2	2	1050	1050	1050	1050	3000	2500	3000	2500
Level 53.80_3/F	03670.07	LECTURE ROOM	301.010	-	320	2	2	1050	1050	1050	1050	3000	2500	3000	2500
		SUB-TOTAL:	1766.544												
Level 53.80_3/F	03510.00	CLASSROOM	125.446	-	80	2	2	850	850	1050	1050	1750	1750	2100	2100
Level 53.80_3/F	03670.03	STORE	2.988	30	1	1	1	-	-	-	-	-	-	-	-
Level 53.80_3/F	03670.04	STORE	2.988	30	1	1	1	-	-	-	-	-	-	-	-
Level 53.80_3/F	03750.00	LECTURE ROOM	183.445	-	120	2	2	850	850	1050	1050	1750	1750	2100	2100
Level 53.80_3/F	03750.01	STORE	2.988	30	1	1	1	-	-	-	-	-	-	-	-
Level 53.80_3/F	03750.02	LECTURE ROOM	183.445	-	120	2	2	850	850	1050	1050	1750	1750	2100	2100
Level 53.80_3/F	03750.03	LECTURE ROOM	183.445	-	120	2	2	850	850	1050	1050	1750	1750	2100	2100
Level 53.80_3/F	03760.00	EQUIPMENT ROOM	26.022	9	3	1	1	-	-	-	-	-	-	-	-
		SUB-TOTAL:	1127.257												
		GRAND TOTAL:	2893.801												

4/F (+58.20) USABLE FLOOR AREA DIAGRAM

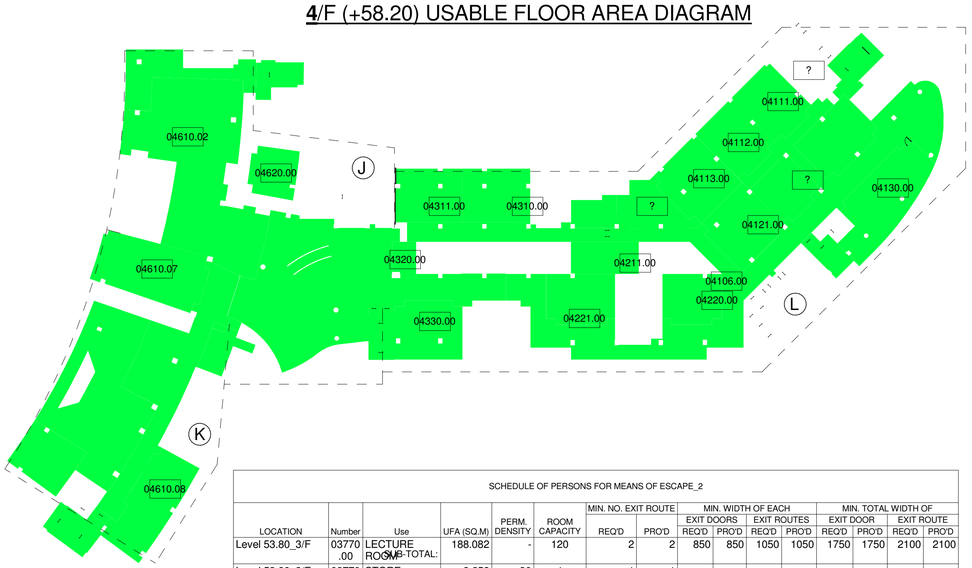

SCHEDULE OF PERSONS FOR MEANS OF ESCAPE_2

LOCATION	Number	Use	UFA (SQ.M)	PERM. DENSITY	ROOM CAPACITY	MIN. NO. EXIT ROUTE REQ'D	MIN. NO. EXIT ROUTE PRO'D	MIN. WIDTH OF EACH EXIT DOORS REQ'D	MIN. WIDTH OF EACH EXIT DOORS PRO'D	MIN. WIDTH OF EACH EXIT ROUTES REQ'D	MIN. WIDTH OF EACH EXIT ROUTES PRO'D	MIN. TOTAL WIDTH OF EXIT DOOR REQ'D	MIN. TOTAL WIDTH OF EXIT DOOR PRO'D	MIN. TOTAL WIDTH OF EXIT ROUTE REQ'D	MIN. TOTAL WIDTH OF EXIT ROUTE PRO'D
Level 53.80_3/F	03770.00	LECTURE ROOM	188.082	-	120	2	2	850	850	1050	1050	1750	1750	2100	2100
		SUB-TOTAL:	188.082												
Level 53.80_3/F	03770.01	STORE	3.253	30	1	1	1	-	-	-	-	-	-	-	-
Level 53.80_3/F	03770.03	LECTURE ROOM	188.082	-	120	2	2	850	850	1050	1050	1750	1750	2100	2100
Level 53.80_3/F	03770.04	LECTURE ROOM	188.082	-	120	2	2	850	850	1050	1050	1750	1750	2100	2100
		SUB-TOTAL:	1278.266												

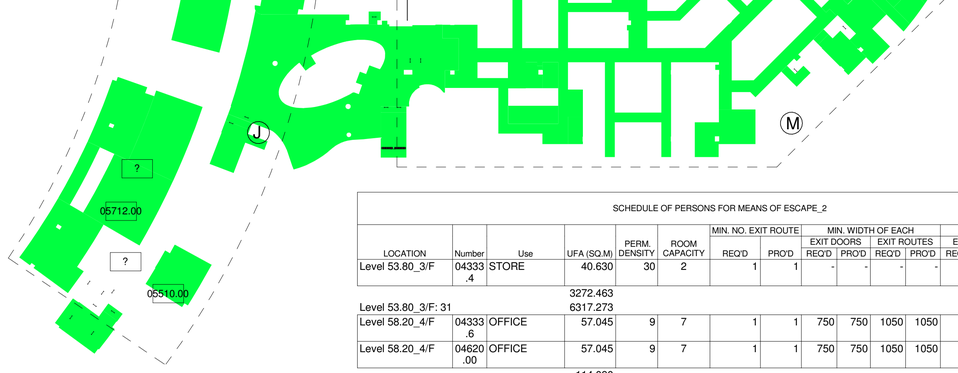

SCHEDULE OF PERSONS FOR MEANS OF ESCAPE_2

LOCATION	Number	Use	UFA (SQ.M)	PERM. DENSITY	ROOM CAPACITY	MIN. NO. EXIT ROUTE REQ'D	MIN. NO. EXIT ROUTE PRO'D	MIN. WIDTH OF EACH EXIT DOORS REQ'D	MIN. WIDTH OF EACH EXIT DOORS PRO'D	MIN. WIDTH OF EACH EXIT ROUTES REQ'D	MIN. WIDTH OF EACH EXIT ROUTES PRO'D	MIN. TOTAL WIDTH OF EXIT DOOR REQ'D	MIN. TOTAL WIDTH OF EXIT DOOR PRO'D	MIN. TOTAL WIDTH OF EXIT ROUTE REQ'D	MIN. TOTAL WIDTH OF EXIT ROUTE PRO'D
Level 53.80_3/F	04333.4	STORE	40.630	30	2	1	1	-	-	-	-	-	-	-	-
			3272.463												
Level 53.80_3/F: 31			6317.273												
Level 58.20_4/F	04333.5	OFFICE	57.045	9	7	1	1	750	750	1050	1050	-	-	-	-
Level 58.20_4/F	04620.00	OFFICE	57.045	9	7	1	1	750	750	1050	1050	-	-	-	-
		SUB-TOTAL:	114.090												
Level 58.20_4/F	04610.07	CLASSROOM	146.936	2	74	2	2	850	850	1050	1050	1750	1750	2100	2100
Level 58.20_4/F	04610.08	CLASSROOM	132.327	-	80	2	2	850	850	1050	1050	1750	1750	2100	2100
		SUB-TOTAL:	279.263												
Level 58.20_4/F	04110.00	CLASSROOM	65.927	2	33	2	2	850	850	1050	1050	1750	1750	2100	2100

6/F (+65.80) USABLE FLOOR AREA DIAGRAM

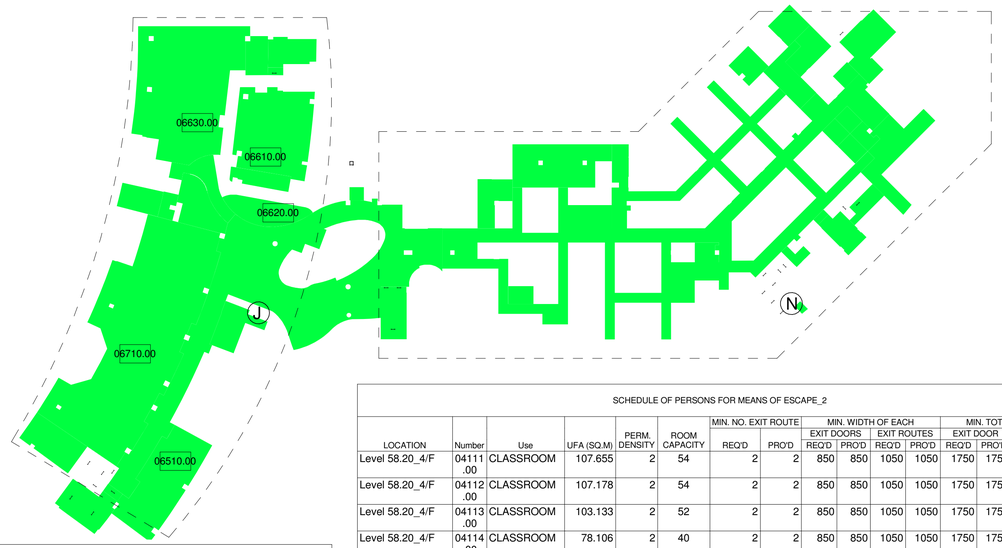

SCHEDULE OF PERSONS FOR MEANS OF ESCAPE_2

LOCATION	Number	Use	UFA (SQ.M)	PERM. DENSITY	ROOM CAPACITY	MIN. NO. EXIT ROUTE REQ'D	MIN. NO. EXIT ROUTE PRO'D	MIN. WIDTH OF EACH EXIT DOORS REQ'D	MIN. WIDTH OF EACH EXIT DOORS PRO'D	MIN. WIDTH OF EACH EXIT ROUTES REQ'D	MIN. WIDTH OF EACH EXIT ROUTES PRO'D	MIN. TOTAL WIDTH OF EXIT DOOR REQ'D	MIN. TOTAL WIDTH OF EXIT DOOR PRO'D	MIN. TOTAL WIDTH OF EXIT ROUTE REQ'D	MIN. TOTAL WIDTH OF EXIT ROUTE PRO'D
Level 58.20_4/F	04111.00	CLASSROOM	107.655	2	54	2	2	850	850	1050	1050	1750	1750	2100	2100
Level 58.20_4/F	04112.00	CLASSROOM	107.178	2	54	2	2	850	850	1050	1050	1750	1750	2100	2100
Level 58.20_4/F	04113.00	CLASSROOM	103.133	2	52	2	2	850	850	1050	1050	1750	1750	2100	2100
Level 58.20_4/F	04114.00	CLASSROOM	78.106	2	40	2	2	850	850	1050	1050	1750	1750	2100	2100
Level 58.20_4/F	04120.00	CLASSROOM	71.275	2	36	2	2	850	850	1050	1050	1750	1750	2100	2100
Level 58.20_4/F	04121.00	CLASSROOM	67.895	2	34	2	2	850	850	1050	1050	1750	1750	2100	2100
Level 58.20_4/F	04130.00	CLASSROOM	148.083	2	75	2	2	850	850	1050	1050	1750	1750	2100	2100
Level 58.20_4/F	04210.00	CLASSROOM	116.654	2	59	2	2	850	850	1050	1050	1750	1750	2100	2100
Level 58.20_4/F	04211.00	CLASSROOM	116.654	2	59	2	2	850	850	1050	1050	1750	1750	2100	2100
Level 58.20_4/F	04220.00	CLASSROOM	146.820	2	74	2	2	850	850	1050	1050	1750	1750	2100	2100
Level 58.20_4/F	04221.00	CLASSROOM	147.928	2	74	2	2	850	850	1050	1050	1750	1750	2100	2100
Level 58.20_4/F	04310.00	CLASSROOM	105.540	2	53	2	2	850	850	1050	1050	1750	1750	2100	2100
Level 58.20_4/F	04311.00	CLASSROOM	95.304	2	48	2	2	850	850	1050	1050	1750	1750	2100	2100
Level 58.20_4/F	04330.00	CLASSROOM	203.355	9	23	1	1	750	750	1050	1050	-	-	-	-
Level 58.20_4/F	04331.00	CLASSROOM	203.355	9	23	1	1	750	750	1050	1050	-	-	-	-
Level 58.20_4/F	04332.00	CLASSROOM	116.654	2	59	2	2	850	850	1050	1050	1750	1750	2100	2100
		SUB-TOTAL:	2001.516												
Level 58.20_4/F: 21			2394.869												
Level 62.00_5/F	05106.00	OFFICE	2664.161	2	1332	2		1050		1050		2100		2500	
		SUB-TOTAL:	2664.161												
Level 62.00_5/F	05510.00	CLASSROOM	133.123	2	67	2	2	850	850	1050	1050	1750	1750	2100	2100
Level 62.00_5/F	05511.00	CLASSROOM	133.123	2	67	2	2	850	850	1050	1050	1750	1750	2100	2100
Level 62.00_5/F	05610.00	CLASSROOM	79.114	2	40	2	2	850	850	1050	1050	1750	1750	2100	2100
Level 62.00_5/F	05620.00	CLASSROOM	96.113	2	49	2	2	850	850	1050	1050	1750	1750	2100	2100
Level 62.00_5/F	05621.00	CLASSROOM	75.407	2	38	2	2	850	850	1050	1050	1750	1750	2100	2100
Level 62.00_5/F	05630.00	CLASSROOM	122.277	2	62	2	2	850	850	1050	1050	1750	1750	2100	2100
Level 62.00_5/F	05631.00	CLASSROOM	99.868	2	50	2	2	850	850	1050	1050	1750	1750	2100	2100
Level 62.00_5/F	05711.00	CLASSROOM	99.186	2	50	2	2	850	850	1050	1050	1750	1750	2100	2100
Level 62.00_5/F	05712.00	CLASSROOM	85.653	2	43	2	2	850	850	1050	1050	1750	1750	2100	2100
Level 62.00_5/F	05713.00	CLASSROOM	132.568	2	67	2	2	850	850	1050	1050	1750	1750	2100	2100
Level 62.00_5/F	05832.00	CLASSROOM	99.868	2	50	2	2	850	850	1050	1050	1750	1750	2100	2100
			1156.300												
Level 62.00_5/F: 12			3820.461												

SCHEDULE OF PERSONS FOR MEANS OF ESCAPE_2

LOCATION	Number	Use	UFA (SQ.M)	PERM. DENSITY	ROOM CAPACITY	MIN. NO. EXIT ROUTE REQ'D	MIN. NO. EXIT ROUTE PRO'D	MIN. WIDTH OF EACH EXIT DOORS REQ'D	MIN. WIDTH OF EACH EXIT DOORS PRO'D	MIN. WIDTH OF EACH EXIT ROUTES REQ'D	MIN. WIDTH OF EACH EXIT ROUTES PRO'D	MIN. TOTAL WIDTH OF EXIT DOOR REQ'D	MIN. TOTAL WIDTH OF EXIT DOOR PRO'D	MIN. TOTAL WIDTH OF EXIT ROUTE REQ'D	MIN. TOTAL WIDTH OF EXIT ROUTE PRO'D
Level 53.80_3/F	03110.00	CANTEEN	1228.084	MOE:1 / SanFit: 1.5	MOE:1229 / SanFit:819	5	5	1350	1350	1350	1350	7500	7500	7500	7500
Level 53.80_3/F	03110.01	SERVERY	299.915	4.5	67	2	2	850	850	1050	1050	1750	1750	2100	2100
Level 53.80_3/F	03310.00	KITCHEN	399.217	4.5	89	2	2	850	850	1050	1050	1750	1750	2100	2100
Level 53.80_3/F	03310.01	STORE	40.630	30	2	1	1	-	-	-	-	-	-	-	-
Level 53.80_3/F	03310.02	KITCHEN	399.217	4.5	89	2	2	850	850	1050	1050	1750	1750	2100	2100
Level 53.80_3/F	03310.03	KITCHEN	399.217	4.5	89	2	2	850	850	1050	1050	1750	1750	2100	2100
Level 53.80_3/F	03320.00	CLASSROOM	225.490	2	113	2	2	850	850	1050	1050	1750	1750	2100	2100
Level 53.80_3/F	03321.00	CLASSROOM	225.490	2	113	2	2	850	850	1050	1050	1750	1750	2100	2100
Level 53.80_3/F	03605.06	STORE	14.573	30	1	1	1	-	-	-	-	-	-	-	-
		SUB-TOTAL:	3820.461												
		GRAND TOTAL:	10709.024												

Project

COMMUNITY COLLEGE OF CITY UNIVERSITY BUILDING

Client

香港城市大學 City University of Hong Kong

Architectural Consultant

Hyder Consulting

Quantity Surveyor

Rider Levett Bucknall

Landscape Consultant

Kenneth Ng & Associates Ltd.
Landscape and Environmental Consultants

Rev.	Issue Date	Initial	Description
-	-	-	-
	08/14/06		

Project Number: 05595

Drawing: CAL UFA_2

Drawn By: DAV

Checked By: DAV

Approve By: DAV

Computer File

Drawing Number: 595S802

Rev.: B

Scale: 1 : 500 @A2

Aedas

19th Floor
1063 King's Road
Quarry Bay
Hong Kong

T +852 2861 1728
F +852 2526 6419
E hongkong@aedas.com
aedas.com

Community College City University Buidling

Void Area Calculation

Level	Floor	Void Area (m^2)
34.00	LG2/F	0.000
37.80	LG1/F	0.000
41.60	G/F	0.000
45.60	1/F	83.553
		201.393
	Sub-total	284.946
49.60	2/F	82.778
53.80	3/F	91.357
58.20	4/F	0.000
62.00	5/F	78.470
65.80	6/F	75.303
	Total Void Area	612.854

Discharge Value Calculation

Staircase No.	No. of storey served	Width of Staircase (mm)	Discharge Value (Person)	Factor	Remarks
ST-01	6	2400	1410		
ST-02	6	1800	1060		
ST-03	4	1800	739	*0.8	Escape upwards
ST-04	8	1800	1196		
ST-05	8	1800	1196		
ST-06	8	1800	1196		
ST-07	7	2400	1500		
ST-08	1	1050	420		
Permitted discharge value			**8717**		
Actual capacity of CCCUB			8196		

Therefore, Permitted Discharge Value (Person) > Actual Capacity (Person)

SCHEDULE OF A/C PLANT ROOM AREA

LOCATION	LOCATION OF THE PLANT ROOM	USE	TOTAL G.F.A. OF THE BUILDING	AIR CONDITIONING	PLANT ROOM AREA	PERCENTAGE OF AREA OF PAU/PLANT RM AT EACH FLOOR	
	GRID 13-14/C-D	MCC ROOM		57.141			
	GRID 14-15/C-D	MCC & CHILLED WATER PUMP ROOM		61.307			
R/F (+70.00)	GRID 15/C	CHILLER PLANT ROOM	36413.771	150.48	268.928	0.74%	<1%

Total Capacity of CCCUB

Location	Use	Area	Factor	Total Capacity
LG2/F	Store	88.138	30	3
LG1/F	Store	11.59	30	1
LG1/F	Office	282.329	9	32
G/F	Store	63.047	30	3
1/F	Store	57.306	30	2
2/F	Store	51.999	30	2
3/F	Canteen	1228.084	1	1229
3/F	Kitchen	399.217	4.5	89
3/F	Store	68.497	30	3
4/F	Office	260.400	9	29
5/F	Office	2664.161	9	297
6/F	Office	2727.086	9	304
6/F	Canteen	165.8	1	166
6/F	Kitchen	151.334	4.5	34
6/F	Kitchen Store	45.201	30	2
		Total number of students		6000
			Total	**8196**

SCHEDULE OF A/C PLANT ROOM AREA

LOCATION	TYPE	LOCATION OF THE PLANT ROOM	SERVED FLOOR	TOTAL G.F.A. OF FLOOR WHERE THE PLANT ROOM SITUATED	AHU AREA ASSOICATED WITH EACH FLOOR	TOTAL AHU AREA FOR EACH FLOOR	PERCENTAGE OF AREA OF PAU/PLANT RM AT EACH FLOOR		REMARKS
LG1/F (+37.80)									
	PAU LG1-1	GRID 2/DD-EE (LG1/F)	LG1/F & LG2/F	673.103	10.072	10.072	1.50%	<4%	20.144 m² /2
	PAU 2-1	GRID 22/A-B (2/F)	G/F TO 2/F		13.081				FROM PAU 2-1
		PAU AT R/F			114.902				FROM ROOF PAU
G/F (+41.60)	AHU G-1	GRID 3-4/AA-BB (G/F)	G/F	3521.689	35.579	163.562	4.64%	>4%	
	PAU 2-1	GRID 22/A-B (2/F)	G/F TO 2/F		13.081				FROM PAU 2-1
		PAU ON R/F			151.809				FROM ROOF PAU
	AHU 1-1 & 1-2	GRID 1/HH-II (1/F)	1/F		35.751				
1/F (+45.60)	AHU 1-3 & 1-4	GRID 1/CC-DD (1/F)	1/F	4480.131	27.301	227.941	5.09%	>4%	
		PAU ON R/F			96.618				FROM ROOF PAU
	AHU 2-1 & 2-2	GRID 1/HH-II (2/F)	2/F		35.771				
	AHU 2-3 & 2-4	GRID 1/CC-DD (2/F)	2/F		27.171				
	PAU 2-2	GRID 27/HH-II (2/F)	2/F		37.673				
2/F (+49.60)	PAU 2-1	GRID 22/A-B (2/F)	G/F TO 2/F	5047.838	13.081	210.314	4.17%	<4%	39.242 m² / 3
		PAU ON R/F			43.911				FROM ROOF PAU
	AHU 3-1 & 3-2	GRID 3-4/II-JJ (3/F)	3/F		55.617				
	AHU 3-3 & 3-4	GRID 1/CC-DD (3/F)	3/F		27.349				
	AHU 3-5	GRID 22/A-B (3/F)	3/F		49.175				
3/F (+53.80)	AHU 3-6	GRID 28/I-J (3/F)	3/F	5248.501	45.816	221.868	4.23%	>4%	
		PAU ON R/F			43.911				FROM ROOF PAU
	PAU 4-1	GRID 3-4/II-JJ (4/F)	4/F		40.260				
	PAU 4-2	GRID 2/AA-BB (4/F)	4/F		21.728				
	PAU 4-3	GRID 22/A-B (4/F)	4/F		43.568				
4/F (+58.20)	PAU 4-4	GRID 28/I-J (4/F)	4/F	5575.773	45.500	194.967	3.50%	<4%	
		PAU ON R/F			43.911				FROM ROOF PAU
	PAU 5-1	GRID 3-4/II-JJ (5/F)	5/F		41.108				
	PAU 5-2	GRID 2/AA-BB (5/F)	5/F		19.568				
	PAU 5-3	GRID 22/A-B (5/F)	5/F		45.943				
5/F (+62.00)	PAU 5-4	GRID 28/I-J (5/F)	5/F	5598.435	45.500	196.030	3.50%	<4%	
		PAU ON R/F			43.911				FROM ROOF PAU
	AHU 6-1	GRID 3-4/II-JJ (6/F)	6/F		40.352				
	PAU 6-1	GRID 2/AA-BB (6/F)	6/F		21.678				
	PAU 6-2	GRID 22/A-B (6/F)	6/F		48.606				
6/F (+65.80)	PAU 6-3	GRID 28/I-J (6/F)	6/F	5625.574	45.389	199.936	3.55%	<4%	
	PAU R-1	GRID 1/JJ-GG (R/F)	1/F TO 2/F		73.813				add 36.906m² to 1/F & 2/F
	PAU R-4	GRID 1/JJ-GG (R/F)	G/F TO 2/F		73.813				add 24.604m² to G/F, 1/F & 2/F
R/F (+70.00)	PAU R-2	GRID 1/AA-BB (R/F)	1/F TO 3/F		46.467				add 15.489m² to G/F, 1/F & 2/F
	PAU R-3	GRID 3-4/KK (R/F)	3/F TO 6/F		116.789				add 29.197m² to 3/F, 4/F, 5/F & 6/F
	PAU R-5	GRID 18/C (R/F)	3/F TO 6/F		58.856				add 14.714m² to 3/F, 4/F, 5/F & 6/F
	PAU R-6	GRID 18/C (R/F)	G/F TO 2/F		58.856				add 19.619m² to G/F, 1/F & 2/F
	PAU R-7	GRID 28/H-J (R/F)	G/F TO 1/F		110.381				add 55.191m² TO G/F & 1/F

SCHEDULE OF SANITARY FITMENTS PROVISIONS

LOCATION	USE	CAPACITY TOTAL	CAPACITY M.	CAPACITY F.	WC M REQ'D	WC M PRO'D	WC F REQ'D	WC F PRO'D	BASIN M REQ'D	BASIN M PRO'D	BASIN F REQ'D	BASIN F PRO'D	URINAL REQ'D	URINAL PRO'D
3/F	RESTAURANT	819	410	409	5	5	7	11	5	10	6	8	9	17
3/F	WORKPLACE	156	78	78	4	4	5	5	4	4	4	4	2	2
5/F - 6/F	OFFICE	909	606	303	15		14		15		9		13	
6/F	RESTAURANT	138	69	69	1	1	2	2	1	2	2	2	2	2
6/F	WORKPLACE	34	17	17	1	1	2	2	1	1	1	1	1	1
G/F - 6/F	OFFICE	32	22	10	1	1	1	1	1	1	1	1	1	1

Education Ordinance Reg. 43 (Latrines & urinals in school premises other than boarding school premises)
1. For latrines and urinals connected a flush system to the requirement shall be–

a) For boys – Two urinals for every 30 pupils

b) For girls – One pan for every 20 pupils

Project	Client	Structure Engineer/ E & M	Design By	Project Number
COMMUNITY COLLEGE OF CITY UNIVERSITY BUILDING	香港城市大學 City University of Hong Kong	Hyder Consulting	Draw By	05595
		Quantity Surveyor: Rider Levett Bucknall	Check By: DAV	Drawing: SCHEDULE
		Landscape Consultant: Kenneth Ng & Associates Ltd. Landscape and Environmental Consultants	Approve By: DAV	Computer File
			Plot Date: 09/30/07	Drawing Number: 595S803 · Rev.: B · Scale: 1 : 600 @A1

Rev.	Issue Date	Initial	Description
-	-	-	-

Aedas
19th Floor
1063 King's Road
Quarry Bay
Hong Kong
T +852 2861 1728
F +852 2529 6419
E hongkong@aedas.com
aedas.com

LG1/F (+37.80) COMPARTMENT CALCULATION

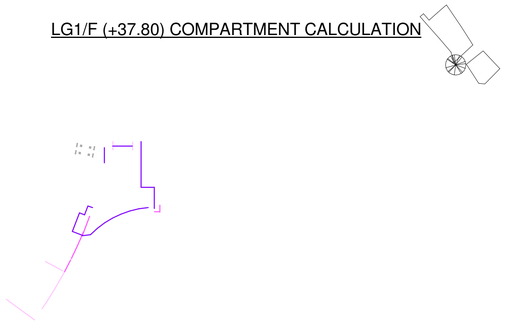

3/F (+53.80) COMPARTMENT CALCULATION

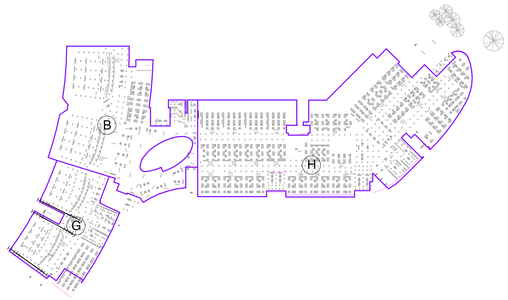

G/F (+41.60) COMPARTMENT CALCULATION

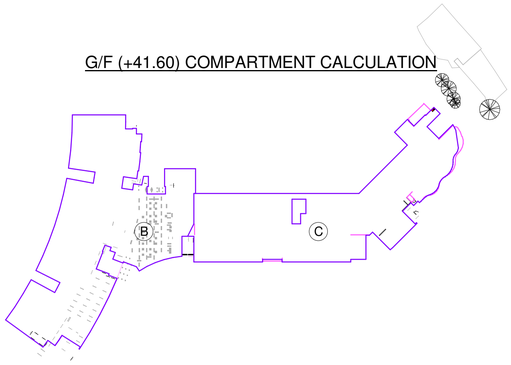

4/F (+58.20) COMPARTMENT CALCULATION

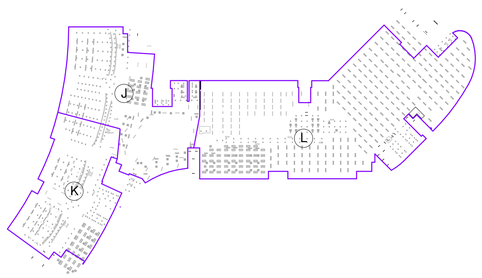

1/F (+45.60) COMPARTMENT CALCULATION

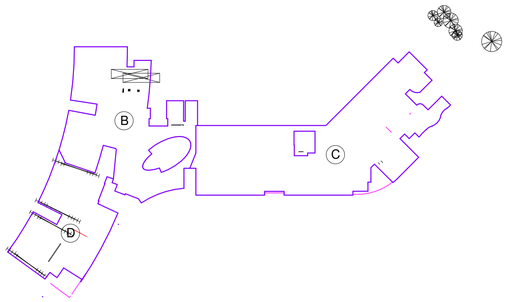

5/F (+62.00) COMPARTMENT CALCULATION

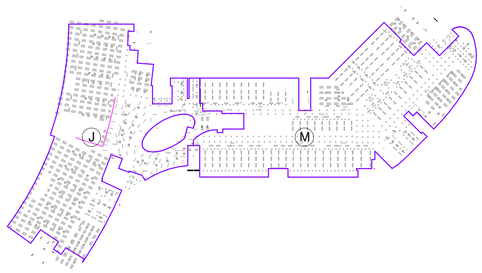

2/F (+49.60) COMPARTMENT CALCULATION

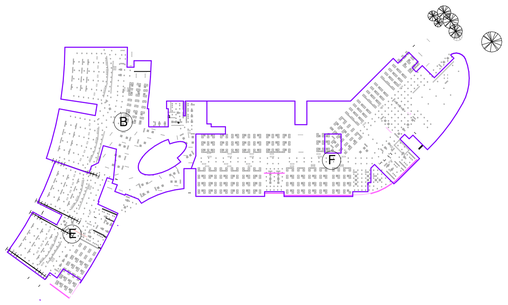

6/F (+65.80) COMPARTMENT CALCULATION

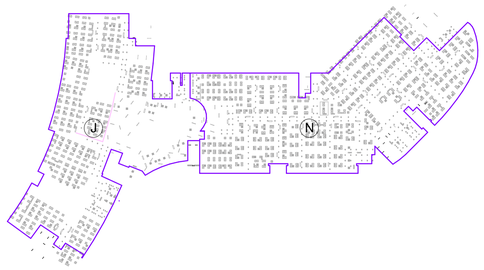

COMPARTMENT VOLUME				
Level	*FRC_Compartment_Group_Name	AREA (SQ.M)	FLOOR HEIGHT (M)	VOLUME (CU.M)
Level 45.60_1/F	B	1500.943	4	6003.772
			SUB – TOTAL	6003.772
Level 49.60_2/F	B	1500.140	4.2	6300.588
Level 41.60_G/F	B	1289.110	4	5156.440
Level 53.80_3/F	B	1488.932	4.4	6551.301
				24012.101
Level 41.60_G/F	C	1852.308	4	7409.232
			SUB – TOTAL	7409.232
Level 45.60_1/F	C	2074.666	4	8298.664
				15707.896
Level 45.60_1/F	D	900.638	4	3602.552
			SUB – TOTAL	3602.552
Level 49.60_2/F	E	911.554	4.2	3828.527
			SUB – TOTAL	3828.527
Level 49.60_2/F	F	2485.862	4.2	10440.620
			SUB – TOTAL	10440.620
Level 53.80_3/F	G	910.787	4.4	4007.463
			SUB – TOTAL	4007.463
Level 53.80_3/F	H	2764.773	4.4	12165.001
			SUB – TOTAL	12165.001
Level 58.20_4/F	J	1447.082	3.8	5498.912
			SUB – TOTAL	5498.912
Level 62.00_5/F	J	2559.449	3.8	9725.906
Level 65.80_6/F	J	2494.875	4.2	10478.475
				25703.293
Level 58.20_4/F	K	1034.087	3.8	3929.531
			SUB – TOTAL	3929.531
Level 58.20_4/F	L	2779.792	3.8	10563.210
			SUB – TOTAL	10563.210
Level 62.00_5/F	M	2915.174	3.8	11077.661
			SUB – TOTAL	11077.661
Level 65.80_6/F	N	2984.981	4.2	12536.920
			SUB – TOTAL	12536.920
			SUB – TOTAL	

SCHEDULE MINIMUM NUMBER & WIDTH OF EXIT DOOR & EXIT ROUTE FROM EACH FLOOR											
LOCATION	FLOOR CAPACITY	MIN. NO. OF EXIT ROUTE		MIN. WIDTH OF EACH				MIN. TOTAL WIDTH OF			
				EXIT DOOR		EXIT ROUTE		EXIT DOORS		EXIT ROUTES	
		REQ'D	PRO'D	REQ'D	PRO'D	REQ'D	PRO'D	REQ'D	PRO'D	REQ'D	PRO'D
Level 34.00_LG2/F	3	1	1	-	-	-	-	-	-	-	-
Level 37.80_LG1/F	33	2	2	850	1500	1050	1800	1750	3300	2100	3600
Level 41.60_G/F	6815	7	7	1500	1500	1500	1800	41100	16200	41100	13800
Level 45.60_1/F			7		1500		1800				
Level 49.60_2/F	1964	7	7	1500	1500	1500	1800	12000	12000	12000	12000
Level 53.80_3/F	2469	7	7	1500	1500	1500	1800	15000	15000	15000	15000
Level 58.20_4/F	870	4	7	1200	1500	1200	1800	6000	15600	6000	13800
Level 62.00_5/F	915	4	7	1200	1200	1200	1800	6000	14400	6000	13800
Level 65.80_6/F	1297	6	7	1350	1500	1350	1800	9000	15000	9000	13800

Fire Resistance Requirement for Elements of Construction													
COMPARTMENT	CLASS	TOTAL VOLUME	FRP REQ'D	R.C. WALL => 1% V.R.		R.C. BEAM		R.C. COLUMN		R.C. SLAB		R.C. STAIR	
				THK.	COVER TO STEEL	THK.	COVER TO STEEL	THK.	COVER TO STEEL	THK.	COVER TO STEEL	THK.	COVER TO STEEL
B	7 (PLACE OF ASSEMBLY)	24012.101	2	100	25	200	40	300	35	125	25	125	35
C	7 (PLACE OF ASSEMBLY)	15707.896	2	100	25	200	40	300	35	125	25	125	35
D	7 (PLACE OF ASSEMBLY)	3602.552	1	75	15	200	30	200	25	100	20	95	20
E	7 (PLACE OF ASSEMBLY)	3828.527	1	75	15	200	30	200	25	100	20	95	20
F	7 (PLACE OF ASSEMBLY)	10440.620	2	100	25	200	40	300	35	125	25	125	35
G	7 (PLACE OF ASSEMBLY)	4007.463	1	75	15	200	30	200	25	100	20	95	20
H	7 (PLACE OF ASSEMBLY)	12165.001	2	100	25	200	40	300	35	125	25	125	35
J	7 (PLACE OF ASSEMBLY)	25703.293	2	100	25	200	40	300	35	125	25	125	35
K	7 (PLACE OF ASSEMBLY)	3929.531	1	75	15	200	30	200	25	100	20	95	20
L	3 (OFFICE)	10563.210	1	75	15	200	30	200	25	100	20	95	20
M	3 (OFFICE)	11077.661	1	75	15	200	30	200	25	100	20	95	20
N	3 (OFFICE)	12536.920	1	75	15	200	30	200	25	100	20	95	20

Project
COMMUNITY COLLEGE OF CITY UNIVERSITY BUILDING

Client
香港城市大學 City University of Hong Kong

Structure Engineer/ E & M
Hyder Consulting

Quantity Surveyor
Rider Levett Bucknall

Landscape Consultant
Kenneth Ng & Associates Ltd.
Landscape and Environmental Consultants

Rev.	Issue Date	Initial	Description
-	-	-	-

Design By
Draw By
Check By DAV
Approve By DAV
Plot Date 08/14/06

Project Number 05595
Drawing CAL FRC_1
Computer File
Drawing Number 595S804
Rev. B
Scale 1 : 1000 @A1

Aedas
19th Floor
1063 King's Road
Quarry Bay
Hong Kong
T +852 2861 1728
F +852 2529 6419
E hongkong@aedas.com
aedas.com

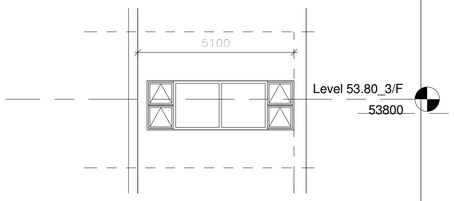

1 Stair elevation ST-01
1 : 100

STAIRCASE ENCLOSURE AREA:
55.152 sqm

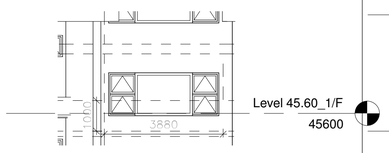

2 Stair elevation ST-02
1 : 100

STAIRCASE ENCLOSURE AREA:
24.750 sqm

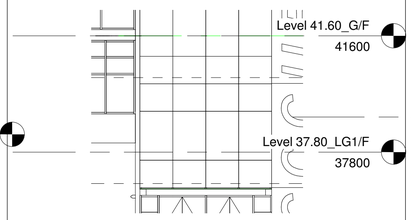

3 Stair elevation ST-04
1 : 100

STAIRCASE ENCLOSURE AREA:
27.977 sqm

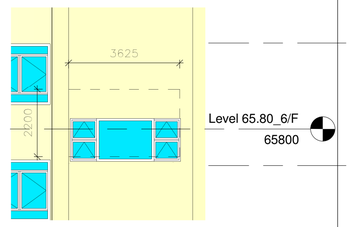

4 Stair elevation ST-06
1 : 100

STAIRCASE ENCLOSURE AREA:
33.745 sqm

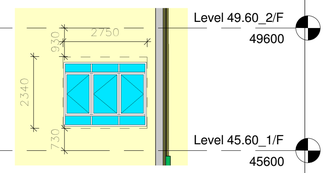

5 Stair elevation ST-07
1 : 100

STAIRCASE ENCLOSURE AREA:
44.820 sqm

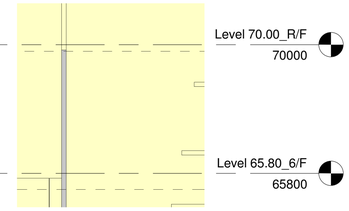

6 Stair elevation ST-08
1 : 100

STAIRCASE ENCLOSURE AREA:
25.220 sqm

STAIRCASE		OPENING AREA						
LOCATION	STAIRCASE ENCLOSURE (sq.m)	WIDTH	HEIGHT	NUMBER	PROVIDED (100% EFFECTIVE)	PROVIDED (85% EFFECTIVE)		REQUIRED (1/10 of UFA)
ST-01	55.152	5.100	1.650	1	N/A	7.153	>	5.516
ST-02	24.750	3.880	1.200	1	N/A	3.958	>	2.475
ST-04	31.518	3.880	1.400	1	N/A	4.617	>	3.152
ST-06	33.745	3.625	2.200	1	7.975	N/A	>	3.375
ST-07	44.820	2.750	2.340	1	N/A	5.470	>	4.482
ST-08	14.279	2.050	2.340	1	N/A	4.077	>	1.428

Project
COMMUNITY COLLEGE OF CITY UNIVERSITY BUILDING

Client
香港城市大學 City University of Hong Kong

Structure Engineer/ E & M
Hyder Consulting

Quantity Surveyor
Rider Levett Bucknall

Landscape Consultant
Kenneth Ng & Associates Ltd.
Landscape and Environmental Consultants

Rev.	Issue Date	Initial	Description
-	-	-	-

Design By
Draw By
Check By
DAV
Approve By
DAV
Plot Date
08/23/06

Project Number
05595
Drawing
CAL STAIRCASE
Computer File

Drawing Number
595S805
Rev.
B
Scale
1 : 100
@A1

Disable access diagrams for CCCUB

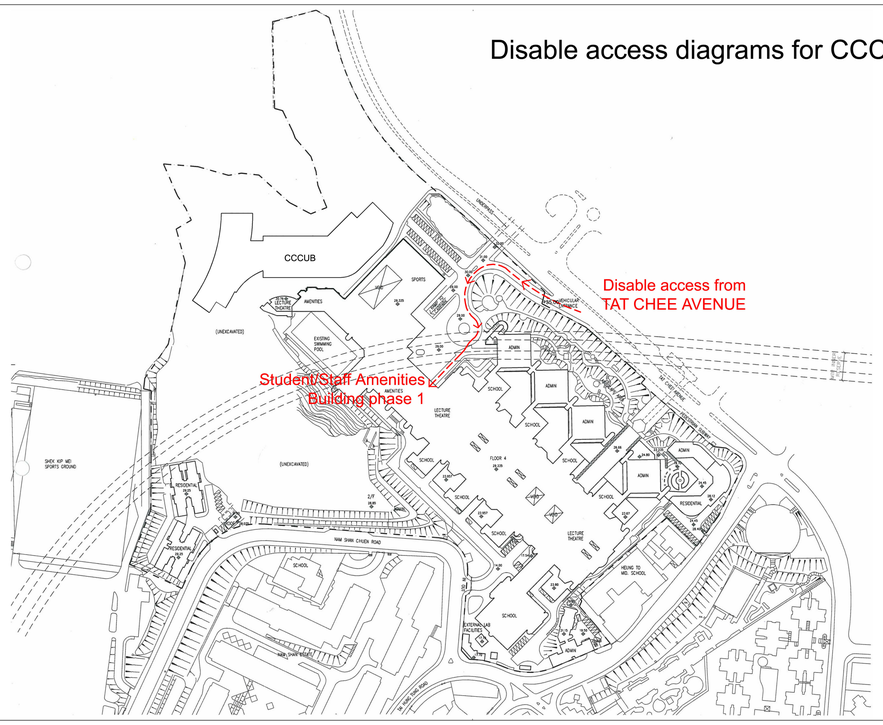

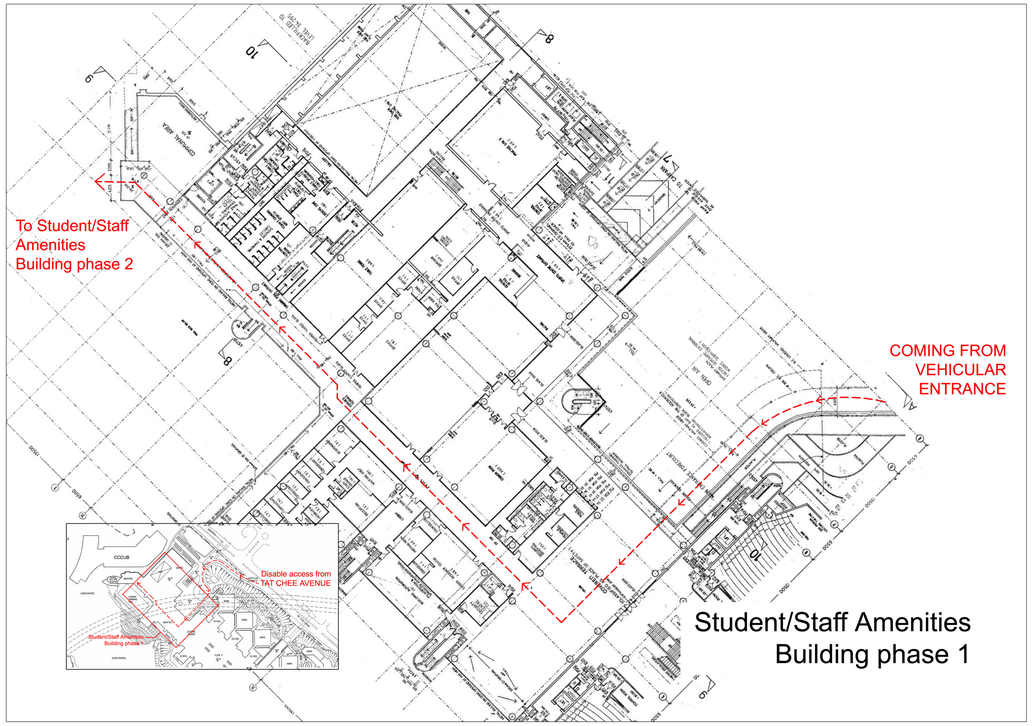

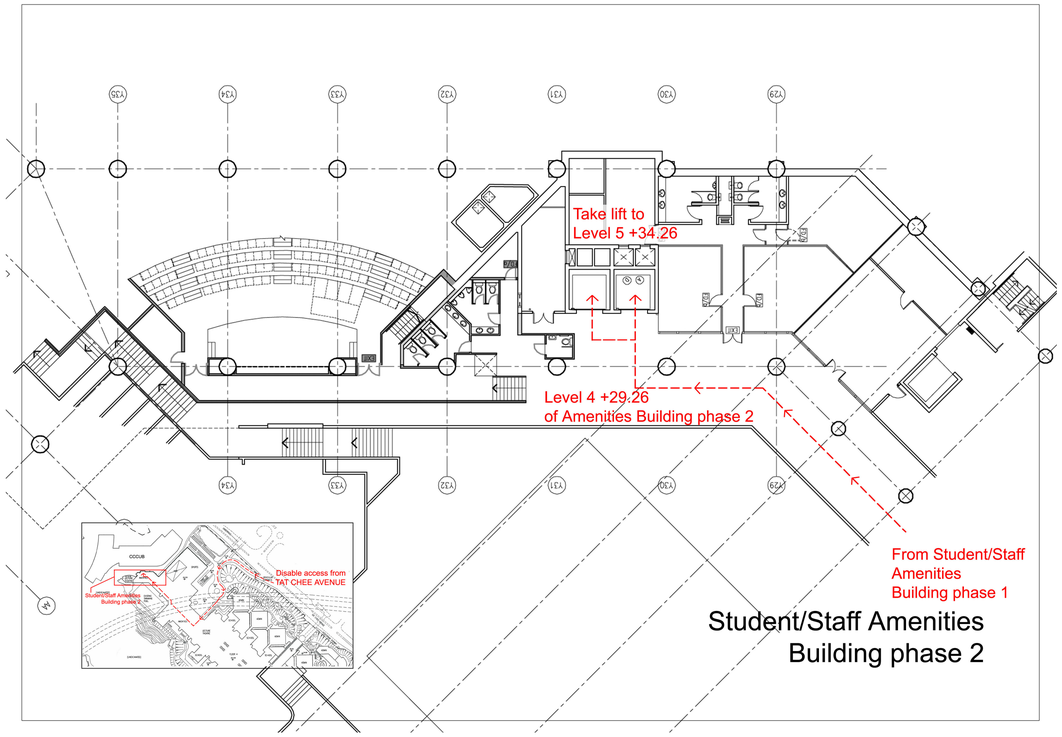

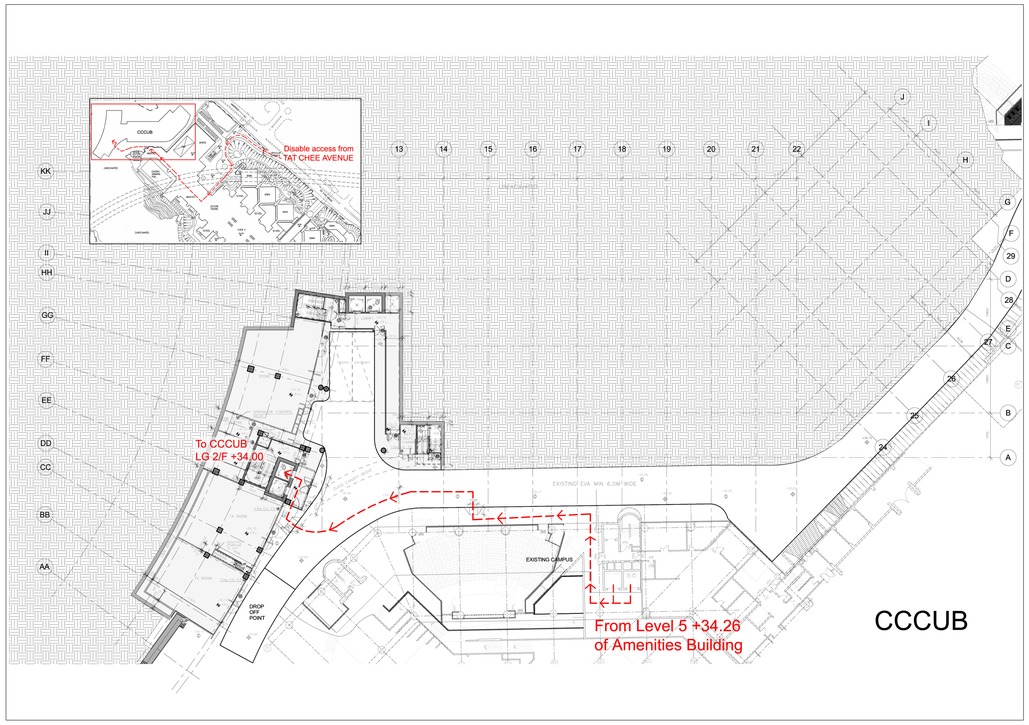

Project	Client	Structure Engineer/ E & M	Rev.	Issue Date	Initial	Description	Design By	Project Number
COMMUNITY COLLEGE OF CITY UNIVERSITY BUILDING	香港城市大學 City University of Hong Kong	Hyder Consulting					Draw By	05595
		Quantity Surveyor: Rider Levett Bucknall					Check By: DAV	Drawing: Disable Access Diagrams
		Landscape Consultant: Kenneth Ng & Associates Ltd. Landscape and Environmental Consultants	-	-	-	-	Approve By: DAV	Computer File
							Plot Date: 03/07/07	Drawing Number: 595S807 · Rev.: B · Scale: @A1

Aedas
19th Floor
1063 King's Road
Quarry Bay
Hong Kong
T +852 2861 1728
F +852 2529 6419
E hongkong@aedas.com
aedas.com

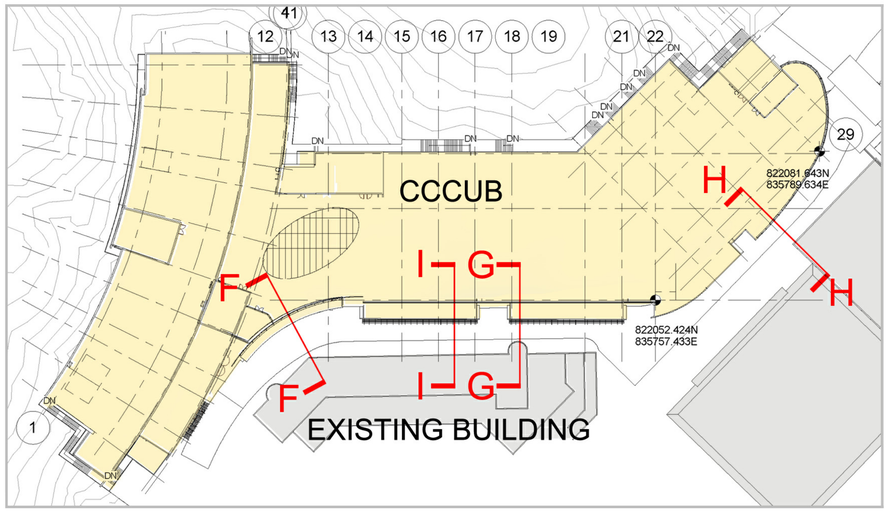

Two worst conditions occur at section FF& GG. The angles between the rectangular horizontal plane and the inclined rectangular horizontal plane are less than 76 degrees. That means no part of the existing building is erected, protrudes above the requirement. Therefore, the windows on section FF & GG comply with the minimum requirements of the window in Cap 123F reg 31.

Section HH shows that the existing buiilding is below the office floors.

1 Section F-F
1 : 200

2 Section G-G
1 : 200

3 Section H-H
1 : 200

4 Section I-I
1 : 200

Project	Client	Structure Engineer/ E & M	Rev.	Issue Date	Initial	Description	Design By	Project Number
COMMUNITY COLLEGE OF CITY UNIVERSITY BUILDING	香港城市大學 City University of Hong Kong	Hyder Consulting						05595
		Quantity Surveyor: Rider Levett Bucknall					Draw By	Drawing: PRESCRIBED WINDOW SECTION
		Landscape Consultant: Kenneth Ng & Associates Ltd. Landscape and Environmental Consultants	-	-	-	-	Check By: DAV	Contract No.
							Approve By: DAV	Drawing Number: 595S808
							Plot Date: 03/13/07	Rev.: B
								Scale: 1 : 200 @A1

Aedas
19th Floor
1063 King's Road
Quarry Bay
Hong Kong
T +852 2861 1728
F +852 2529 6419
E hongkong@aedas.com
aedas.com

EXISTING TRAIL CONDITION FOR INFORMATION ONLY

1 FOOTPATH
1 : 300

Project	Client	Structure Engineer/ E & M	Rev.	Issue Date	Initial	Description	Design By	Project Number
COMMUNITY COLLEGE OF CITY UNIVERSITY BUILDING	香港城市大學 City University of Hong Kong	Hyder Consulting					Draw By	05595
		Quantity Surveyor: Rider Levett Bucknall					Check By: DAV	Drawing: EXTERNAL MOE DIAGRAM
		Landscape Consultant: Kenneth Ng & Associates Ltd. Landscape and Environmental Consultants	-	-	-	-	Approve By: DAV	Computer File
							Plot Date: 03/13/07	Drawing Number: 595S809 · Rev.: B · Scale: 1 : 300 @A1

Aedas
19th Floor
1063 King's Road
Quarry Bay
Hong Kong
T +852 2861 1728
F +852 2529 6419
E hongkong@aedas.com
aedas.com